

The background of the entire page is a vibrant cosmic scene. It features a deep blue and purple nebula that transitions from a darker blue on the left to a bright magenta and red on the right. Scattered throughout this colorful field are numerous stars of varying sizes and brightness, some appearing as sharp points of light while others have a soft, glowing halo. The overall effect is one of a vast, deep-space environment.

Veronica Tkachenko

Fashion Astrology
How to create an individual style

Training course
First level

Moscow
KONEK-M
2019

Fashion Astrology

How to create an individual style

Training course
First level

© Veronica Tkachenko, 2019 All rights reserved
© Moscow, Konek, 2019 All rights reserved

Veronica Tkachenko. Fashion Astrology. How to create an individual style. - M.: KONEK-M, 2019. In electronic format. ISBN 978-5-901889-23-7

About the author

Veronica Tkachenko is a well-known astrologer, Member of the Union of Journalists of Russia, head of the Fashion-Astrology.com project, the founder of a new direction: fashion and beauty astrology.

For whom

For fans of fashion and style.
For astrology enthusiasts.
For stylists and image makers.
For lovers of original solutions.

Required level of training

Knowing your cosmogram.

Duration

4 lessons.

What will you get

Author's materials: lectures and slides intended for self-study. The texts are written in a lively, colloquial language that creates the full effect of presence. At the end of each lecture, there is a homework assignment that must be completed. You will learn how to create an individual style based on your cosmogram. You will be able to put into practice the knowledge of the elements of the zodiac style, find your color, silhouette, type of fabrics, prints and patterns, use your branded items and clothing details, choose the right accessories. You will learn how to work with sites for stylists, make sets of clothes for yourself and your friends.

If you have any questions, you can contact the course author.

Contacts:

Veronica Tkachenko

www.fashion-astrology.com

<https://www.facebook.com/veronica.tkachenko>

<https://www.facebook.com/Fashion.Astrology.Veronica.Tkachenko/>

info@fashion-astrology.com; tkachenko.veronica@gmail.com

Whats App, Viber +371 22 46 08 56

Special course by Veronica Tkachenko "Fashion Astrology. How to create an individual style"

First level

Content

Lecture 1.

Introduction. Special course - three levels of training. Fashion and individual style - which is more important. How to find your style. What is an individual style for an image maker and an astrologer. How fashion astrology helps to create an individual style. Cycles of Jupiter in fashion and the search for style solutions. The logic of building a wardrobe. Homework.

Lecture 2.

Sites for compiling sets of clothes. Zodiac signs and elements of style: projection on the human body, color, style, silhouette, materials, patterns, clothes, details, shoes, accessories. Homework.

Lecture 3.

Accessories for individual style according to the Zodiac signs. Accent zone. Examples. Black velvet bow by Tatyana Mikhalkova. Madeleine Albright and the language of her jewelry. Laima Vaikule and her hats, caps, berets and Co. Decorations. How to choose a ring according to your zodiac sign. Handbags. Zodiacal classification of bags. How to choose how to wear. Homework.

Lecture 4.

Individual style, point of life and female archetypes: Daughter, Beloved, Mother. Zones of the Zodiac: Yin, Yang and Dan and stages of development of female individuality. Homework.

Conclusions.

The principles of creating an individual style - the first level

Lecture 1

Introduction. Special course - three levels of training. Fashion and individual style: what is more important. How to find your style. What is an individual style for an image maker and an astrologer. How fashion astrology helps to create an individual style. Cycles of Jupiter in fashion and the search for style solutions. The logic of building a wardrobe. Homework.

Dear friends! I present to your attention my author's special course "Fashion Astrology. How to create an individual style." It is dedicated to all our women so that they become even more beautiful and attractive. Everyone knows that Russian beauties conquer the catwalks of the world's fashion capitals - Paris, Milan, New York. There is a concept of "Russian beauty", which was formulated for themselves by foreigners. They just lose their heads when they meet so many stately, curvy women with beautiful features on the street. I travel a lot and observe how women in different countries look and dress. And I must say that our women genetically have a very good potential. But they need more creative freedom in choosing clothes. Of course, many years of isolation from the whole world and the backwardness of our light industry are taking their toll. In Russia, only in the last decade, they began to talk about the emergence of a domestic fashion industry. Although many designers believe that it still does not exist.

Special course "Fashion Astrology. How to create an individual style" - three levels of training

Special course "Fashion Astrology. How to create an individual style" is designed taking into account the basic knowledge of our astrologers in the field of fashion. It is divided into several levels. ***At the first, basic level,*** you will receive information about the elements of the zodiac style, clothes, accessories, and you can immediately apply it to create your image. You will learn how to work with websites for stylists and make sets of clothes. At this level, you will use only the main indicators of the cosmogram (your own and famous personalities). By popular demand, I tried to make this information as accessible as possible for fashion industry professionals, stylists and image makers who do not have knowledge of astrology, but have a desire to join this interesting topic. To do this, you need to have a printout of your cosmogram and its computer interpretation. In the process of presenting the material, you will be able to refresh your knowledge in practical astrology and at the same time better understand the concepts of fashion.

At the second level - the level of a fashion astrology consultant - you will study in more detail the individual components of an individual style according to a horoscope: constructive lines, a key silhouette, create your own unique color scheme. You can use these skills to create an image and

solve various problems, both for yourself and for your friends and clients. Here you will need a confident knowledge of the methods of horoscope analysis.

At the third - advanced level - I will give lectures for astrologers with training in fashion design. This knowledge will allow you not only to develop an individual style from ready-made things, but also to create a unique image yourself, understand the astrological origin of individual design elements, and become not just a user of a new technique, but its creator. You will master the skills of predicting fashion trends and patterns of fashion evolution. If you wish, you can deepen them with further training. Training will take place sequentially. The material of the lectures is structured in such a way that without a clear assimilation of the first level, you will not be able to advance to the second. And at the third level - predicting fashion trends - you need to be able to skillfully use the methods of the two previous levels. You will do homework, analyze specific examples. It is in your interest to take the most responsible approach to doing homework, as you need to put this knowledge into practice. If you have any questions when learning a new topic or when doing homework, you can contact the course author and get an individual consultation. In the process of developing this topic, I deliberately did not register a trademark or apply for a patent for the phrase "Fashion Astrology". After all, in this way I would cut down the development of a new direction in the bud. Sarah Bernard once said: "I love quotes. I like to think that these same thoughts could have crossed my mind." We can rephrase this statement: "If these astrological ideas once came into my head, now they belong to all mankind." Today one can only rejoice at how interesting my ideas turned out to be for the general reader. Type in any search engine the keywords "fashion astrology", and you will see thousands of links to my materials, which are often used without respecting copyright. The same thing happens with the youtube.com Internet channel, where you can find a variety of versions of the "fashion horoscope" and "style according to the Zodiac signs." Everyone tries to have a hand in this topic, interpreting this concept at their own level. Means, the grain thrown by me on the prepared soil gave friendly shoots. Now we need to take care of the quality of new shoots. And for this we need a professional approach and new specialists in this field.

Fashion and individual style - what is more important

Now let's talk about the concepts of ***fashion and style***. "Fashion is nothing, style is everything!" - so thought Coco Chanel, a unique designer and an exceptional woman. Years of dramatic changes in fashion confirm these words. Preferences in the length of clothes, cut lines, hairstyles and accessories change, but all the same, in our appearance there are characteristic features, the most effective techniques that determine individuality. Let's try to figure it out: what is an ***individual style***, and how does it distinguish you from many other fashion fans?

Individual style cannot exist on its own, it is closely related to the existing concepts of fashion and beauty. The methods of creating an individual image were impeccably mastered by the courtiers of kings, the valets of the highest nobility. They did this in accordance with the etiquette and rules that developed in a particular historical era. We will not discuss how comfortable the court ladies in corsets and gentlemen in thin pantaloons and embroidered camisoles felt. History dictates its own rules for the game of individuality. Fashion is changing, the circumstances of life are changing, and with them the tasks that we have to solve. This means that we need new means of self-expression that allow us to be here and now. We just can't afford to dress the same way. This is equivalent to a situation in which you are forced to communicate through facial expressions and gestures, while others compose poetry and speak several languages. **Fashion and style** are related but ambiguous concepts. What matters **is not what** you wear, but **how** you present your "I". This is the cardinal difference between the most ardent fashion fans and people who have found their own individual style.

How to find your style?

Before deciding to create a certain image, you need **to understand your inner world**, evaluate its strengths and weaknesses. It turns out it's not that easy. What then to say about the methods that we choose to reflect it? If a mistake is made at the first stage of self-assessment, then in the future it is repeatedly duplicated by visual signals and improperly selected clothes.

Other people's opinion of us is formed no matter how seriously we take the creation of a certain image or put ourselves above such tricks. Many psychologists pay attention to the importance of the very first moments of communication with a person. It is believed that it is the first impression of a person that lasts for about three subsequent meetings. In order to correct this impression, it may take a lot of effort and time. **Remember: we never get a second chance to make a first impression.** Clothes can help us create the right image of ourselves.

What makes up our habitual image? These are the most diverse components, and above all, our origin, professional affiliation, skills and roles in interpersonal communication, our value system. Whether we like it or not, each of us has a certain image. The question is different - to what extent does it reflect the needs of our individuality in self-expression? After all, the image can also communicate very undesirable things about us that would be better hidden from others. Many people are skeptical about the effort to create a certain image. They consider it a deception, insincerity, a distorted reflection of their inner world. Also here there is elementary laziness, unwillingness to do a new hairstyle, make-up, update the usual wardrobe. Sometimes there is not enough special knowledge about fashion trends, about the modern manner of combining things. Most often they make this argument: "Why play a role, let me be perceived as (such), what (what) I am." This question is often asked by the heroes of the Fashion

Sentence program I respect. And how surprised they are when they note that with a new look they do not lose their individuality at all, but on the contrary, they only successfully emphasize it. There is a significant drawback in the concept of this program - a new image for the characters is created only on the basis of their external characteristics. Unfortunately, not everyone accepts it completely. And it's not a fact that after the transfer, the characters continue to dress in the same style.

To illustrate this thought, I want to quote Jean Cocteau:

1. Choose your style and find the courage to stick with it.
2. Choose clothes that suit your lifestyle.
3. Make your wardrobe as versatile as possible so that you can play different roles.
4. Find colors that make you happy.
5. Take care of your clothes like you would your best friends." Let it become our guiding thread in mastering the techniques of individual art.

Let it become our guiding thread in mastering the techniques of individual art. Let's look at the slides.

For many people whom we will consider as an example, the originality of the individual world did not immediately appear. Look at their photos in their youth. The style, as it were, grew in them as the personality was formed. What makes people stylish? Their life, their creative attitude to life, their meetings, their environment. These are always bright personalities. They are different, and they appreciate this originality. It is important to find yourself! This is the beginning of the birth of a person's style.

You can use image-building techniques on famous personalities who dictated fashion in the 20s, 30s and beyond. Among them: Marlene Dietrich (12.27.1901), Marilyn Monroe (06.01.1926), Elvis Presley (01.08.1935), Jacqueline Kennedy (07.28.1929), Princess Diana (07.01.1961), Paloma Picasso (04.19.1949). Of the domestic stars, the most recognizable signs in the language of clothing were created by Edita Piekha (07.31.1937), Alla Pugacheva (04.15.1949), Valery Leontiev (03.19.1949), Alexander Buinov (03.24.1950), Irina Allegrova (01.20.1952), Laima Vaikule (03.31.1954). Of the modern stars of show business, Lady Gaga (03.28.1986), Anastasia Volochkova (01.20.1976), Ksenia Sobchak (11.05.1981) can be distinguished. In the lectures of the second level, we will analyze several cosmograms from the mentioned personalities. Looking ahead, you can independently examine them and highlight the most striking techniques of individual style.

In the examples given, we meet the names of representatives of show business, singers, actors. Can there be stylish people, for example, in business, politics, or science? Of course yes! And I have met them in my life. Many of them would probably be surprised if they were called stylish. After all, they hardly thought about style. They lived a colorful life, and they had enough culture to express themselves in an appropriate way, that is,

through artistic means of expression. Individual style is always a manifestation of personality and a manifestation of creativity, regardless of the type of activity. True style matures gradually, because the issue of individual style is a matter of development. I would say it is a matter of mastering your individual horoscope. We must learn to live in harmony with him. Then it will reflect on your style.

What is an individual style for an image maker

For an image maker, this is work to create a certain opinion about a person, akin to staging a performance. Like a real director, the image maker creates a complete picture, believing at the same time "that there can be no trifles in such a matter." Having received an idea of the purpose of image formation, the image maker creates a status id, that is, a work plan. "Ideal image" - Status id (English) - is created by the image maker as an image model. The ideal image is compared with the actual state of affairs - the status duo, after which the presence or absence of "image problems" is revealed.

What is an individual style for an astrologer

We completely agree with the above statement of the problem in the work of the image maker. But unlike traditional specialists, we have a more powerful and effective tool at our disposal - an individual horoscope that gives answers to many questions. The difference in the effectiveness of these working tools is obvious to any astrologer. Here I do not need to prove anything to you, you know everything yourself.

Individual style and image

The concepts of individual style and image are often confused. We need to separate them. Our individual image, addressed to a certain person or group of people, is a representation of us, of our inner world, which reflects temporary goals and objectives. How many tasks you have at the moment, there should be so many images. Let's say you set yourself the goal of improving relations with the opposite sex or securing your leadership position in the work team. Another option is that you have set yourself the task of unleashing your creative abilities to the fullest. In each case, you have to implement a separate direction. This is equivalent to playing an actor who is assigned to play several roles at once. Now think about whether you can play on several stages at the same time, keep up with everything and create an adequate image? This task is not for everyone. There is a certain category of people with a special mental organization, which makes it easy to get used to new images without emotional dramas and destruction of the personal plan. Such people most often become artists or stylists. This does not mean that they dissolve their "I" in a sea of images and lose their individuality. They are simply able to abstract from one specific image and can use several images with equal success. Nevertheless, all these images for each particular artist are subject to his own "signature" style. In the

language of astrology, this means a strong Fifth House, Leo and Gemini signs. For other people, it is simply impossible to play all the time. This is not always justified and requires a lot of emotional costs.

Individual style is a broader concept that combines all existing techniques for building an image, which, in your opinion, work well. Individual style reflects the part of our soul that is present in us immanently, it does not change depending on the current tasks. **Therefore, we need to master the techniques of creating an individual style in order to be understood and understood correctly.** And it is much better to do this without serious losses for the psyche, without conflicts with one's own "I". In our classes, we will talk about clothes that serve to reflect your personality. And the best tool for this purpose is our **horoscope or cosmogram**.

There is such a common saying: "A stylist, for your money, selects for you things that he would like to wear himself." And there is some truth in this. The personal tastes and passions of a stylist always show up in his finished work. In our case, we rely on an individual horoscope, which gives us unique information about your character and your needs. Therefore, a personal, biased attitude is excluded here. We will develop an **individual style according to the horoscope**. And image makers, based on our recommendations, will be able to create an **individual image** in accordance with the needs of their clients.

Astrology, fashion and style

Currently, the term **Astrostyle, Astrofashion** is quite often used. I want to make it clear that our methodology has nothing to do with this approach. Editors of fashion magazines and Internet portals simply exploit the idea of differences in the style of clothing among the signs of the Zodiac and call it **Astrofashion**. Unfortunately, this idea has not received its further development. To some extent, this can serve as a good preparatory basis for mastering the real science - Fashion Astrology.

Astrostyle is an even more inferior method, since in this case the features inherent in the representatives of the signs of the Zodiac are recommended to everyone in general, without exception. The author of this method, Lana Breeze, claims that your image can be anything, regardless of your date of birth and your zodiac sign. From the point of view of an astrologer, the idea of a possible change in one's style has the right to exist - it is similar to the interpretation of transits (the influence of transit planets on natal planets and houses). In order for you to easily change your appearance and become like a representative of another Zodiac sign, the influence of the corresponding transits is required, as well as serious internal work, which in most cases of the work of the image maker remains unfulfilled. The development of an individual style according to the horoscope is different in that it takes into account the internal changes of the personality under the influence of astrological factors. In my opinion, this is a great idea, which, in the interpretation of Lana Breeze, failed. But we must pay tribute, the books

on Astrostyle are very well published, and God grant that we publish our books just as well.

How does fashion astrology help create an individual style?

You will need a confident knowledge of the basics of cosmogram analysis: the characteristics of the Zodiac signs, the strength and weakness of the planets, the chains of dispositors, the drawing of the cosmogram, etc. In the next lectures, I will give detailed and detailed material on all steps of creating an individual style. We will consider the principles of building an individual style in the order in which we are accustomed to analyzing a cosmogram for ordinary purposes. Each of you will start learning from your cosmogram and will move from a holistic perception to a detailed and detailed analysis. Thus, we will have a complete perception of our own personality. At the very end of the first level lectures, I will formulate a ***hierarchy of principles***: which of all the indicators presented play the most important role. You can apply the principles of creating an individual style in practice.

A peculiarity of properly selected clothes has long been noticed - this is a feedback between clothes and its owner. Through the features of the cut and fit of the product on the figure, clothing not only sets the posture, gestures, postures and other features of human movements, but also dictates its own rules of behavior in society. You do not just put on a suit, but also choose a new style of behavior. The suit starts to affect you. This is a very interesting and creative interaction. By changing clothes, you change your behavior, attitude towards yourself, and, as a result, the attitude of the people around you changes. This is a nice bonus for you as a result of mastering the techniques of creating an individual style.

Here I want to give a beautiful quote from Remarque from the novel "Life on Borrowed" about the role that the perfect dress can play in life. "A dress is more than a fancy dress. In new clothes, a person becomes different, although this is not immediately noticeable. Anyone who truly knows how to wear dresses perceives something from them. Oddly enough, dresses and people influence each other, and this has nothing to do with rough dressing up at a masquerade. You can adapt to clothes and, at the same time, not lose your individuality. The one who understands this, dresses do not kill, how big The institution of women who buy their own clothes. On the contrary, such a person is loved and protected by dresses. They help him more than any confessor, than unfaithful friends, and even than a lover. Lillian knew all this. She knew that the hat that suits you is more moral support than a whole set of laws. She knew that in the thinnest evening dress, if it fits well, one cannot catch a cold, but it is easy to catch a cold in the dress that irritates you, or in the one whose double you see on another woman at the same evening; such things seemed to Lillian irrefutable, like chemical formulas. But she also knew that in moments of difficult emotional experiences, dresses can become either good friends or sworn enemies; without their help, a woman feels completely lost. But when they help her,

as friendly hands help, it is much easier for a woman at a difficult moment. In all this there is not a grain of vulgarity, just do not forget how important the little things are in life.

I wish you to learn how to create ideal images for yourself without such a difficult life experience, but with the help of fashion astrology!

Cycles of Jupiter in fashion and the search for style solutions. The logic of building a wardrobe.

Nothing to wear again? Most legitimately, this statement will sound from the lips of a woman in whose zodiac sign (or in the first astrological House) Jupiter is located in the current year. In this case, your desire to completely update your wardrobe is not a whim, but a necessary condition for prosperity. Jupiter, the planet of great happiness, opens up completely new perspectives for you and lays down a cycle of 12 years. So you can buy valuable things, seek advice from stylists and makeup artists - all this will justify itself. Taking care of your appearance and the realization of your personal needs, you strengthen your 1st solar House. Astrological houses participate in pairs in solving the problem. Therefore, at the same time, the 7th house is also activated: the sphere of partnerships, interaction with society. Thus, the likelihood of improving relations with your spouse, infusing romanticism into a love relationship, or meeting your man increases.

For astrologers and stylists

Let's say a person approaches you with a request to create an individual style. First of all, ***trace the position of the transiting Jupiter in relation to the natal Jupiter.*** If he is in the signs of a related element, then the person is also in the phase of expansion, including his wardrobe. Then feel free to purchase new basic things of a new cut, in a new color scheme. Based on them, you will complete a new wardrobe. The related element of the sign of transit Jupiter will allow you to more adequately perceive fashion trends, adapt them to yourself, as they are in harmony with your taste. If Jupiter is in the signs of the antagonistic elements (Fire-Water, Earth-Air), then you should wait with a cardinal change of wardrobe. It is better to purchase suitable accessories.

In the next lesson, we will move on to the analysis of the Zodiac signs.

Homework

1. What is characteristic of your individual style? What indicators of your cosmogram confirm this? What features of your individual style are not yet explained in your cosmogram?
2. Analyze the choice of the cosmograms of several creative personalities presented on the slides (aspects, stelliums of the planets, the core of the cosmogram). What indicators allowed them to create their own individual

style? Give your examples and give them an explanation from the point of view of astrology.

3. Give examples of successful wardrobe selection for yourself or your friends. What position of Jupiter in the person's cosmogram confirmed such noticeable changes?


Individual style according to a horoscope

Veronica Tkachenko
FASHION-ASTROLOGY.COM

Fashion and individual style

Fashion

Tools



Tasks

Life circumstances

Fashion ↔ Individual style

What is more important?

➤ What to wear?

➤ How to wear it?

No!

Yes!

Persons with bright individual style

Marilyn Monroe 01.06.1926



Persons with bright individual style

Queen Elizabeth 21.04.1926



Persons with bright individual style

Marlene Dietrich 27.12.1901




Persons with bright individual style

Maya Plisetskaya 20.11.1925



Persons with bright individual style

Elvis Presley 08.01.1935



Persons with bright individual style

Princess Diana 01.07.1961



Persons with bright individual style

Paloma Picasso 19.04.1949



Persons with bright individual style

Jacqueline Kennedy 28.07.1929



Persons with bright individual style

Edita Piekha 19.04.1949



Persons with bright individual style

Alla Pugachova 15.04.1949



Persons with bright individual style

Alexander Vassiliev 08.12.1958




**«There are *only one style* –
your own»**

Karl Lagerfeld

**«Fashion this is what designers
offer you 4 times a year. And the
style is what you choose!»**

Lauren Hutton

Individual style creation



**Mastering
of an individual horoscope**

Individual style creation

Cosmogram

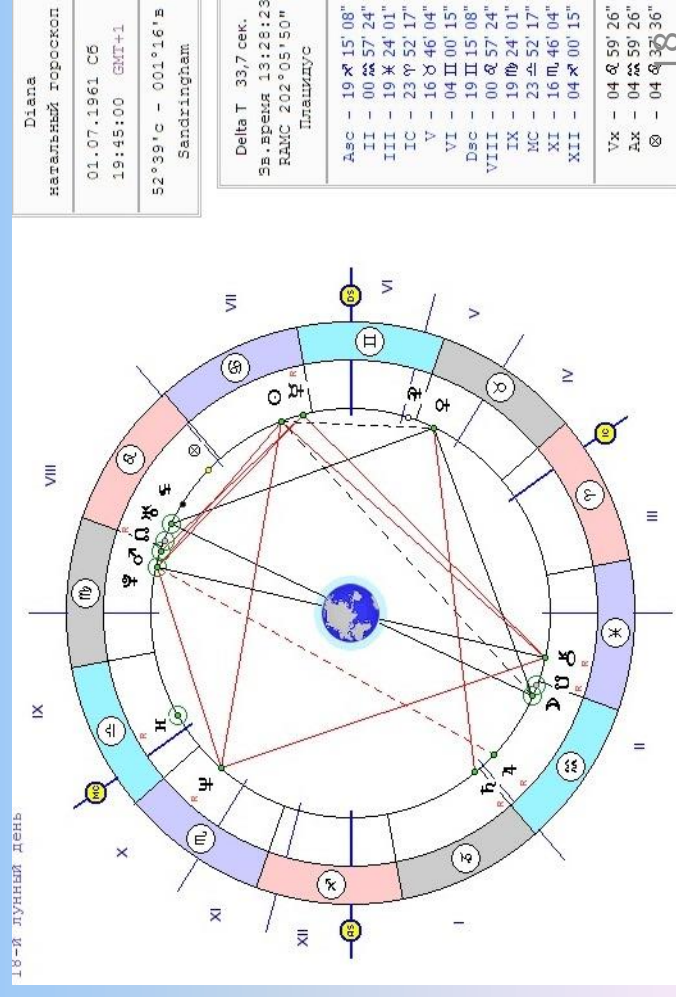
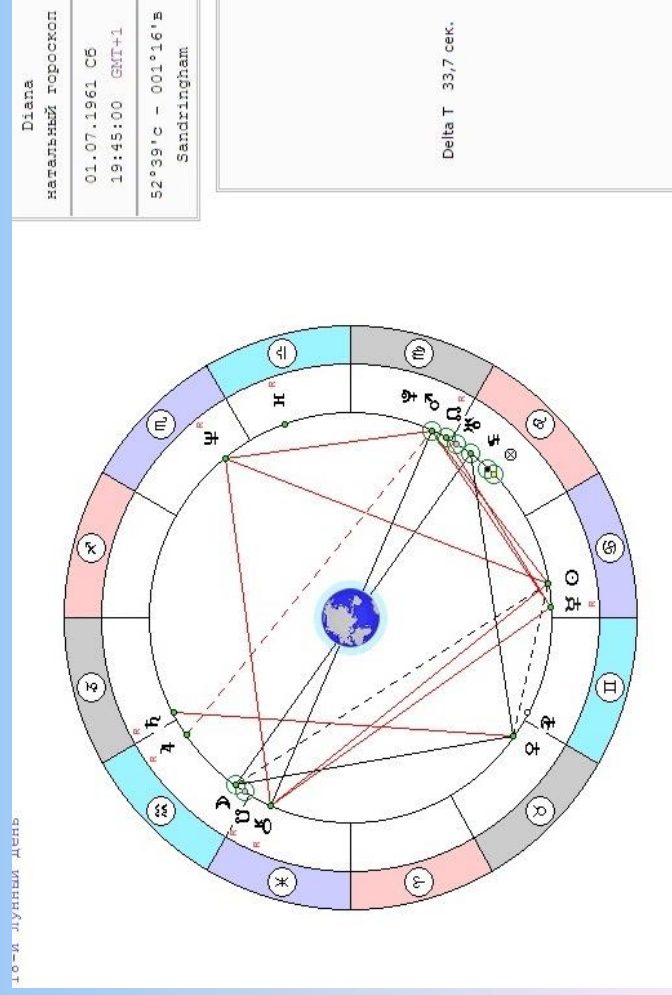
90% of information:

- Zodiac signs
- planets
- aspects
- configurations

Horoscope

10% of information:

- addressee of an image



The main principles of an individual style

- **1. The principle of unity.**
- **2. The principle of contrast.**
- **3. The principle of complementarity (accessories).**

Wardrobe update



**Jupiter transits
in Zodiac signs
and in individual
horoscope**

Wardrobe enlargement

Position of transit Jupiter to natal Jupiter

- Transit Jupiter in related Element
Yes!
- Transit Jupiter in antagonist Element
No!

Wardrobe enlargement

Position of transit Jupiter in individual horoscope

- Transit Jupiter in I House (the opposite VII House activates)

Yes!

- Transit Jupiter in another Houses

No!

Lecture 2

Websites for making sets of clothes. Zodiac signs and zodiac style elements. Homework.

The zodiac sign is usually the strongest of all individual indicators. It colors the personality so prominently that it can give a surprisingly accurate picture of the character. The vibrations of the zodiac sign affect a person throughout life and are reflected in his appearance. An analysis of the dominant signs in the cosmogram gives a characteristic with an accuracy of up to 90%. The remaining 10%, which include the Ascendant, the Moon, Saturn or aspects of the planets to the Ascendant, also play an important role. But if you know at least the zodiac sign of the person for whom you are creating an individual style, you are in a better position than those of your fellow image makers who do not know this. This is the rationale for my methodology for beginner students - those who are still taking their first steps in astrology. And experienced astrologers do not need to prove anything. They had the opportunity to see for themselves. In fashion astrology, we view the Zodiac signs as a wide field of activity for creating an individual style and creating new fashion. Moreover, everyone will have the same opportunities, no one will be deprived, you just need to be able to read this book - the symbolism of the Zodiac signs. It will be available to both novice astrologers and professionals in astrology.

I would like to make a comparison. **Zodiac signs** can be a huge wardrobe, which contains our dresses, coats, shoes, accessories. To get into it and create a certain style, we need **a key**. **Individual planets** act as such a key. First, we will analyze clothes and accessories according to the the Zodiac signs, and then, already at the second level, we will consider the influence of the planets. To illustrate the style features of each zodiac sign, we will use **clothing sets**. You, too, can practice combining different things on the sites that stylists use. This will help develop imaginative thinking and imagine how these things will look on a person.

List of sites where you can create visual sets of clothes:

<https://www.sense.com>

- in English;
- clearly organized all categories of things;
- medium assortment for creating images;
- no frames, texts to design a beautiful collage;
- it is more convenient to save images through a screenshot;
- you can sort things by color.

<https://www.shoplook.io>

- in English;

- clearly organized all categories of things;
- medium assortment for creating images;
- no frames, texts to design a beautiful collage;
- it is more convenient to save images through a screenshot;
- you can sort things by color.

<http://www.trendme.net>

- there is a version in Russian;
- there are frames, graphic elements, pictures for a beautiful design of images;
- a fairly large assortment;
- you can sort things by color;
- image contests are held.

<https://getwardrobe.com/>

- in Russian;
- all things on the models;
- easy to upload your stuff for sets;
- convenient large field for editing;
- there are various backgrounds;
- the average range of things.

http://www.lavive.ru/sety/create_your_set/

- in Russian;
- not a very large assortment of items;
- there are graphic elements for registration;
- you can not sort things by color.

<http://www.trendfortrend.com>

- in English;
- the latest trends; - photos of very high quality;
- photo collages on this site make up the majority of fashion magazine editors in Europe;
- a small assortment of things;
- the ability to sort things by colors and seasons.

<http://glamstorm.com/en/fittingroom>

- in English;
- creating an image on the model;
- not a very large assortment;
- the ability to make a multi-layer kit.

How to work with these sites? When compiling sets of clothes and accessories, you will need image editing skills. Copy the image and then paste it with the mouse on the page with the image template for the client. This way you can select and save your prepared recommendations. It's also a good idea to check out the range of fashion websites and shops regularly, and to keep in touch with tailors who can make clothes to order or customize suits if needed.

We look at slides with ready-made sets of clothes according to the Zodiac signs. Perhaps they are not directly related to current fashion, but they help illustrate the main idea - belonging to a certain zodiac sign.

Zodiac Fashion Dictionary

This development was based on my old article "Fashionable horoscope for Zodiac signs", written in 1997. Since then, it has spread all over the Internet and has been rewritten in every way by plagiarists. I am not bringing it here. You yourself can easily find it on the Internet.

Here I give a summary of the most important, in order to use this information to create an individual style. Read the text and watch the slides.

ARIES

Projection on the human body

Head, skull, face, eyes.

Accent zone

Head.

Color

Red. Warm shades and combinations of pure chromatic colors.

Style

Sports.

Silhouette

A-line.

Materials

Smooth, without pronounced texture.

Patterns

Most often, the absence of patterns. Primitive prints in African style, drawings in the style of Henri Matisse. Simple geometric shapes: triangles, circles, rhombuses. Large color blocks.

Clothing

Clothing of the simplest possible design. Knitwear is very tight fitting. A-line sundresses, tunics, semi-flared skirts, double-breasted wrap jackets with a hidden fastener. The sports uniform of weightlifters, hockey players, football players.

Details

Most hats. Cap. Bandanas, caps, baseball caps, scarves and headscarves. Shoulder straps, shoulder straps, detachable yokes, patch pockets, typical for military uniforms. Collar-pipe.

Shoes

Sneakers, sports shoes.

Accessories

Combs, hairpins, sunglasses, earrings, ear cuffs, interesting hats, functional bags of a simple geometric shape: a tablet, a messenger bag, a traditional bag with two handles, a shopper bag.

TAURUS

Projection on the human body

Neck.

Accent zone

Neck.

Color

Light green and light blue. Warm muted earth colors. For women - the colors of Venus: pink and blue, as well as any rich colors, for men - dark green, dark brown.

Style

Classic, elegant.

Silhouette

Direct (pencil, rectangular).

Materials

Everyday fabrics in canvas, twill weave. Wool, flannel. At the exit - fabrics with fine workmanship: crepe, velvet on chiffon, fabric with a shiny surface.

Patterns

Large luxurious garden flowers, natural motifs, pastoral pictures.

Clothing.

In general, the clothes look solid, but somewhat heavy. A signature piece of clothing for women is a velvet or wool jacket, and for men a tweed or velvet jacket.

Details

Large expressive details: turn-down collars, patch pockets, appliqué or embroidery, neckline design, swing neckline, yoke collar. Removable collar, boa, boa.

Shoes

Shoes with a steady low wedge-shaped heel. Glass heel (European pumps).

Accessories

Accessories that lie close to the neck (the projection of the sign of Taurus on the human body), velvet, chokers.

GEMINI

Projection on the human body

Arms and shoulder girdle.

Accent zone

Hands, wrists, ankles.

Color

The most diverse color scheme in the entire Zodiac. Main color: light grey.

Style

Vanguard.

Silhouette

X-shaped (fitted)

Materials

Light, airy, flying, often cotton.

Patterns

Small flowers, stripes, small color blocks.

Clothing

Jeans, many options for cropped trousers: capris, culottes, shorts, shirts, vests, light jackets, shirt dresses with a through fastener. Sportswear for tennis. Grunge style.

Details

Boat neckline (shoulder constructive belt). Chinese clasp (on the shoulder line). American armhole. Scarves, detachable sleeves. Sleeve hem design: cuffs, flounces, lace piping, contrast trim, fur trim, bell sleeve. Slits on the forearm (upper part of the sleeve). Gloves-mitts, car leggings, gloves for simulators. Shawls, flying scarves, mittens, muffs. Knee socks.

Shoes

Textile shoes. Vegetarian trends are in fashion. Walking boots. Sandals with thin straps, with a T-shaped fastener. Sandals of the gladiator. Ankle closure shoes. Shoes with lacing.

Accessories

Handbags on a thin strap over the shoulder. Canvas bags in "sanitary" style. Neckerchiefs, various pendants, chains that have a symbolic meaning. Bracelets for hands and feet. Chains at the ankle and instep.

CANSER

Projection on the human body

Chest and stomach area.

Accent zone

Upper chest.

Color

White, light chestnut, aquamarine. Halftone game.

Style

Romantic, fantasy.

Silhouette

Oval.

Materials

Plastic, fluid. Fabrics that are practical and comfortable to wear: natural cotton and linen.

Patterns

Blurry, glare, reflection in water, water lily, crustaceans. Floral prints, naive, children's drawings: cats, dogs, daisies, suns.

Clothing

Reflects the idea of motherhood, femininity in clothing. Russian sundress. Clothes for expectant mothers, home clothes. High-waisted cut, bodice embellishments, open bust (no bra). In the clothes of young men, borrowings from women's clothes are often used. Japanese kimono.

Details

Round children's collars. All types of bras: push-up, angelica (balconette), bras for large bust and volume reduction. Decorations of the upper part of the bodice: draperies, translucent lining materials, lace, embroidery.

Shoes

Analogues of old bast shoes: woven leather slippers, comfortable sandals. The lowest heel in the entire Zodiac.

Accessories

Decorations in the form of flowers. Pearl, mother of pearl. Bag in the shape of an egg. Soft handbag with a minaudière clasp closure (analogy with a shell).

LEO

Projection on the human body

Back, heart, spine, major blood vessels.

Accent zone

Neckline, back.

Color

Bright colors, but not flashy, but sophisticated shades. Yellow, orange, gold, as well as combinations of white and purple.

Style

Sports.

Silhouette

A-silhouette.

Materials

Luxurious, plastic, expressive. Silk, velvet, wool, brocade, linen, chintz, satin.

Patterns

sun, sunflower, concentric circles, ellipses.

Clothing

Generous cut. There is no crushing into small parts. Capes with ties at the front, cardigans, jackets with butt-to-front shelves and fastening with one large button or ties. Tuxedo jacket, lapel trim. Flared sun skirt. New look dresses (Christian Dior). Clothes for theatrical productions.

Details

Low cut on the chest. Neckline on the back. Lacing. Jabot.

Shoes

Classic boats. Quality silky leather. The most simple and elegant shoe without frills.

Accessories

Trapeze bag with one handle (in the style of Grace Kelly). Wheel hat.

VIRGO

Projection on the human body

Abdomen, waist.

Accent zone

Waist.

Color

Almost every color of the rainbow. For everyday life, discreet gray, sand, brown shades are more often used.

Style

Classical.

Silhouette

Direct (pencil, rectangular). Emphasis on the waist - X-shaped silhouette.

Materials

High-quality, mostly natural materials with a pronounced texture.

Patterns

Stripes, polka dots, small inconspicuous flowers on a dark background, specks, elements of herbs (similar to a herbarium), bouquets of wild flowers, patchwork mosaic.

Clothing

Puritan style. Fully wrapped body, emphasis on the waist. Dresses, detachable at the waistline. Photographer's vest.

Details

Lots of details: folds, decorative stitching and tucks, various fasteners and pockets. Pockets, pockets, pockets. In women's dresses, puffs, waffle gathers, ham sleeves, frills and frills are used. Belts, belts, ties and bows at the waist. Lacing, rows of small buttons, air loop closure. Patchwork (patchwork technique). Weaving.

Shoes

Lace-up ankle boots.

Accessories

Ring-watch, bracelet-watch. Wallets. Doctor's bag.

LIBRA**Projection on the human body**

Hips, lower back.

Accent zone

Waist, hips.

Color

Pastels, gemstone colors, subtle shades of blue and pink. Light green and light blue.

Style

Vanguard.

Silhouette

X-shaped (fitted).

Materials

Fabrics with a sparse structure. Soft silk, plastic wool, cool linen.

Patterns

Roses. Fantasy, delicate flowers. Drawings, harmonious for perception.

Clothing

The dominance of trousers in the women's wardrobe. Skirts with a detachable yoke, inserts on the skirt, emphasizing the upper thigh area: wedges, pleated. Skirts flared from the hip, skirts with wedges, tiered skirts. Bolero jacket.

Details

Fabric appliqués, embroidery, flower decorations. Blouse or jacket with peplum. Bow above the slit of the skirt. Bustle. Embroidery on jeans pockets, etc.

Shoes

A harmonious combination of the top and bottom of the shoe, without contrasts and oppositions.

Accessories

Women: a delicate scarf, a miniature handbag, a flower clip in her hair, a cameo brooch. Men: a neckerchief and accessories made of quality leather, a silk or wool scarf, wide-brimmed hats. Quality perfumery.

SCORPIO

Projection on the human body

Organs of internal secretion.

Accent zone

"Sex zone".

Color

Dark red, deep blue.

Style

Romantic.

Silhouette

Oval.

Materials

Natural materials with special processing, from elastic fibers, knitwear, knitwear. Recycled fabrics. Patchwork technique, weaving from fur, non-woven knitted fabric. Fur, feathers.

Patterns

Plain fabrics with rich finishes.

Clothing

Sophisticated construction lines, rich finishes, well-executed details. Artificially aged items - washed jeans, worn boots, leather coats and jackets. New from old. Second hand. Clothing for sex, for variety shows and striptease. Clothes of miners, rescuers.

Details

Codpiece finish. Fastening at the front of the bra. Low-cut bustier, sexy lingerie, garters, garter belts. Long beads below the belt, men's wallets on a kilt skirt. Gold and silver embroidery, galloons, braid, coats of arms and symbols.

Shoes

Shoes with heels and platform with metal details, spikes, overlays. Boots with contrast trim.

Accessories

Large buckles with stones low on the hips. Piercing. Jewelry with a magical meaning. Bag made of python, snake, monitor lizard or imitation leather. Bag with the effect of artificial aging.

SAGITTARIUS

Projection on the human body

The area of the legs from the hips to the knee.

Accent zone

The area of the legs from the hips to the knee.

Color

Crimson, burgundy, magenta, violet.

Style

Sporty, presentable.

Silhouette

A-silhouette.

Materials

Velvet, velor, plush, brocade, long pile fur.

Patterns

Coats of arms, chains, national motifs. Geographic map. Nautical motifs - anchor, compass, etc.

Clothing

Loose capes, clothes wide open, with shelves hanging freely. Capes, swinger jackets, tunics, butterfly dresses, knitted cardigans, double-breasted jackets in club style. Breeches. Pants with stripes. Culottes. Banana pants. Leggings. Jeggings (hybrid of jeans and leggings). Riding suit (horse is the animal of Sagittarius). National clothing (see the territory of the Sagittarius sign), clothing of cult and religious ministers.

Details

Hood. Blouse of the artist. A ham sleeve (isn't it an interesting comparison of the most delicious place for a pig and an element of a fashionable wardrobe?). Soft beret (like Rembrandt). Belts with large buckles. Shiny buttons and rhinestones. Fringe, metal buttons, heraldic elements, natural furs with fluffy pile.

Shoes

Over the knee boots, flat and heeled moccasins, loafers, hiking boots.

Accessories

Large soft bags. Saddle bag in the style of the House of Hermes. Perfume Cowboy hat. Perfume with animal (horse) fragrances.

CAPRICORN**Projection on the human body**

Lap.

Accent zone

Knees, elbows.

Color

Dark grey, black or shades of blue.

Style

Classic, elegant.

Silhouette

Direct (pencil, rectangular).

Materials

Dense, dry fabrics that hold their shape. Any technology that emphasizes or changes the structure of the fabric: pleated, corrugated, gauze, header. Lace, openwork fabrics. Broderie, crochet and knitting. Skins, leather, sheepskin coats.

Patterns

Graphic patterns. Checkered, striped, flowers on a checkered background.

Clothing

Coat dress. One-piece sheath dress, coat dress, briefcase skirt, closed double-breasted suits, vests. Pronounced constructive lines, contrasting seams, high fastening. Ballet tutu (a corset on top, a puffy skirt on the bottom). Indian coat. Climber clothing.

Details

Stand collar. Combination of dense and transparent fabrics. Vest. Corset, lacing. Corrective underwear. Trilby hat. Fedor hat.

Shoes

Traditional autumn shoes with contrasting buckles and stacked leather heels. Derby boots. Oxford shoes. High straight tube boots. Clogs (boots with rivets without a back on a wooden sole). Dutch national slippers. The highest heels in the entire zodiac.

Accessories

Vintage decorations. Chains, buckles, belts, cameo brooches. Bag briefcase. Reticule bag. Embossed leather bags (crocodile, etc.).

AQUARIUS

Projection on the human body

Ankles

Accent zone

Ankles

Color

Bright, flashy neon colors or calm silvery, mother-of-pearl, gray, blue shades.

Style

Vanguard.

Silhouette

X-shaped (fitted).

Materials

Hi-tech fabrics, with unusual properties (changing color depending on temperature) or environmentally friendly (from cotton grown without pesticides), etc. Plastic, rubber, knitwear, etc.

Patterns

Optical effect, psychedelic patterns, complex stripes. Thunderstorm theme, northern lights. Spirals, strokes, dots.

Clothing

Architectural style, minimalism, unisex. Multilevel bottom line. Layered clothing. Skirt-spiral, cropped trousers with fur or beaded trim on the bottom. Parka jacket. Biker jacket. Flight jacket. Parachutist's trousers.

Details

Asymmetrical closure. Linen style. Golfs, leggings, short socks. Elements emphasizing the ankle area - patterns on tights, boots trimmed with fur, chains, fringe. Orthopedic stockings.

Shoes

Stocking boots. Sandals of the gladiator. Japanese national slippers on a wooden base with crossbars (the idea of being elevated in the air).

Accessories

Jewelry with an unusual idea: a ring with a stone that changes color depending on the mood), a mammoth tusk, a chicken god. Bag-sack, bag-backpack.

PISCES

Projection on the human body

Feet.

Accent zone

Legs.

Color

Blue, purple, azure, pink, green. Rainbow, blurry.

Style

Romantic, fantasy.

Silhouette

Oval or body-hugging. The smallest amount of clothing in the entire Zodiac.

Materials

Shiny, iridescent fabrics that change shades depending on the light, soft silk, knitwear, elastic materials.

Patterns

Waves, algae, inhabitants of the deep sea, corals.

Clothing

Nightgowns, bathrobes, pajamas. Golf sweater, long flowy skirt. In elegant men's clothing there are borrowings from women's fashion: silk shirts with frills, a silk draped belt. Harem trousers, Afghani. Long lowered sleeves (like the Swan Princess). Swimwear. Monokini: a bikini swimsuit connected at the front with a thin strip of fabric. Clothing for yachting, cruises and boat trips.

Details

Flounces, frills, layering, the optical effect of overlaying transparent materials.

Shoes

Platform shoes. Slippers without a heel. Decoration options for the soles of shoes (footprints, etc.).

Accessories

Leg bracelets. Pedicure with decorations on the nails.

How to work with this information? You can use these characteristic pieces of clothing and accessories to develop an individual style and solve a wide variety of tasks. The characteristic objects presented will be noticeably manifested in the manner of dressing a person if there is still a stellium of planets in the solar sign. In addition, the appearance, demeanor and image of a person is greatly influenced by the Ascendant, as well as the position of the Moon, Saturn and aspects of the planets to the Ascendant. For the time being, we are only considering the cosmogram. If you have acquired the skills in using this information, you can immediately take into account other indicators: the Ascendant, the Moon, Saturn and the aspects of the planets to the Ascendant.

Homework

1. Study carefully the list of details for the Zodiac signs. Complete it with your own examples.
2. Create for yourself an electronic catalog of items according to Zodiac signs. This will be your tool at work. Make it a habit to save interesting models in your catalog when browsing sites.
3. Analyze what things in your wardrobe more. What zodiac sign do they belong to? What is missing?
4. Create a sketch of a fairy tale character belonging to a certain zodiac sign, or a fictional character or a famous movie character that you think belongs to a certain zodiac sign. Make a sketch and dress him (her) in suitable fashionable clothes. Create a set on the picture and send it to me.
5. Create several sets of clothes for yourself on one of the sites indicated in accordance with one dominant zodiac sign (or stellium of planets in a sign, Ascendant, Moon or Saturn). Save the image and send it to me.
6. Name the Zodiac signs, which include the listed elements:
 - 1) navel piercing
 - 2) chains on the belt
 - 3) garter belt
 - 4) diadem
 - 5) lacing on the back
 - 6) bracelet on the forearm
 - 7) hair gathered in a high ponytail
 - 8) transparent blouse and lingerie for show
 - 9) breastfeeding bra
 - 10) Angelica bra
 - 11) pin decorations
 - 12) paper dress
 - 13) a skirt with an uneven bottom line
 - 14) blouse with jabot and button fastening on the back
 - 15) pencil skirt with lace insert on the side
 - 16) spiral skirt
 - 17) choker decoration
 - 18) ear cuffs
 - 19) headbands with flowers for hair
 - 20) wide obi belt
 - 21) lace bodysuit
 - 22) tankini swimsuit

Zodiac signs in individual style

Veronica Tkachenko

FASHION-ASTROLOGY.COM

Astrologer tools

Zodiac signs in individual style

➤ Zodiac signs:
our wardrobe

➤ Planets: key to
the wardrobe



Stylist tools

Ready sets in Internet sites

- [Ssense.com](https://ssense.com)
- [Shoplook.io](https://shoplook.io)
- [Trendme.net](https://trendme.net)
- [Getwardrobe.com](https://getwardrobe.com)
- [Lavive.ru/sety/create](https://lavive.ru/sety/create) your set
- [Trendfortrend.com](https://trendfortrend.com)
- [Glamstorm.com/en/fittingroom](https://glamstorm.com/en/fittingroom)

Zodiac signs

Aries



Zodiac signs

Aries



Zodiac signs

Taurus



Zodiac signs

Taurus



Zodiac signs

Gemini



Zodiac signs

Gemini



Zodiac signs

Gemini



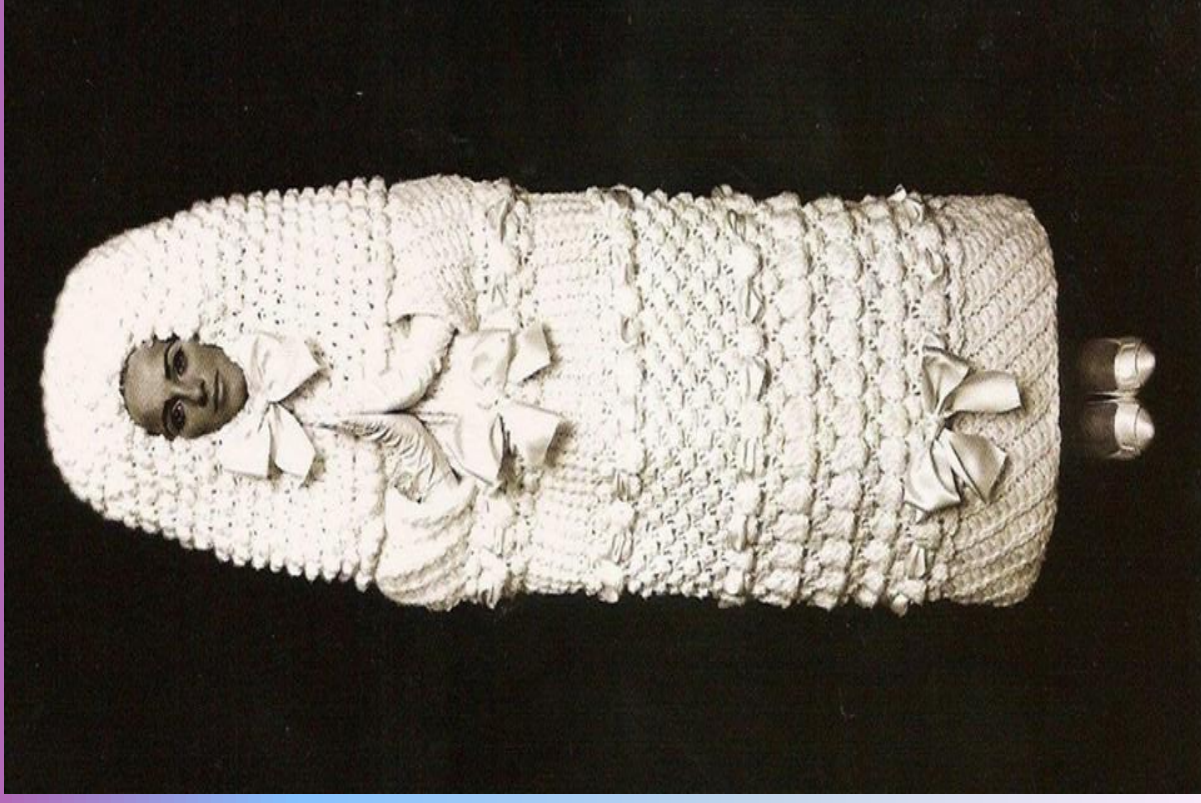
Zodiac signs

Gemini



Zodiac signs

Cancer



Zodiac signs

Cancer



Zodiac signs

Cancer



Zodiac signs

Cancer



Zodiac signs

Cancer




Zodiac signs

Leo



Zodiac signs

Leo



Zodiac signs

Leo



Zodiac signs

Virgo



Zodiac signs

Virgo



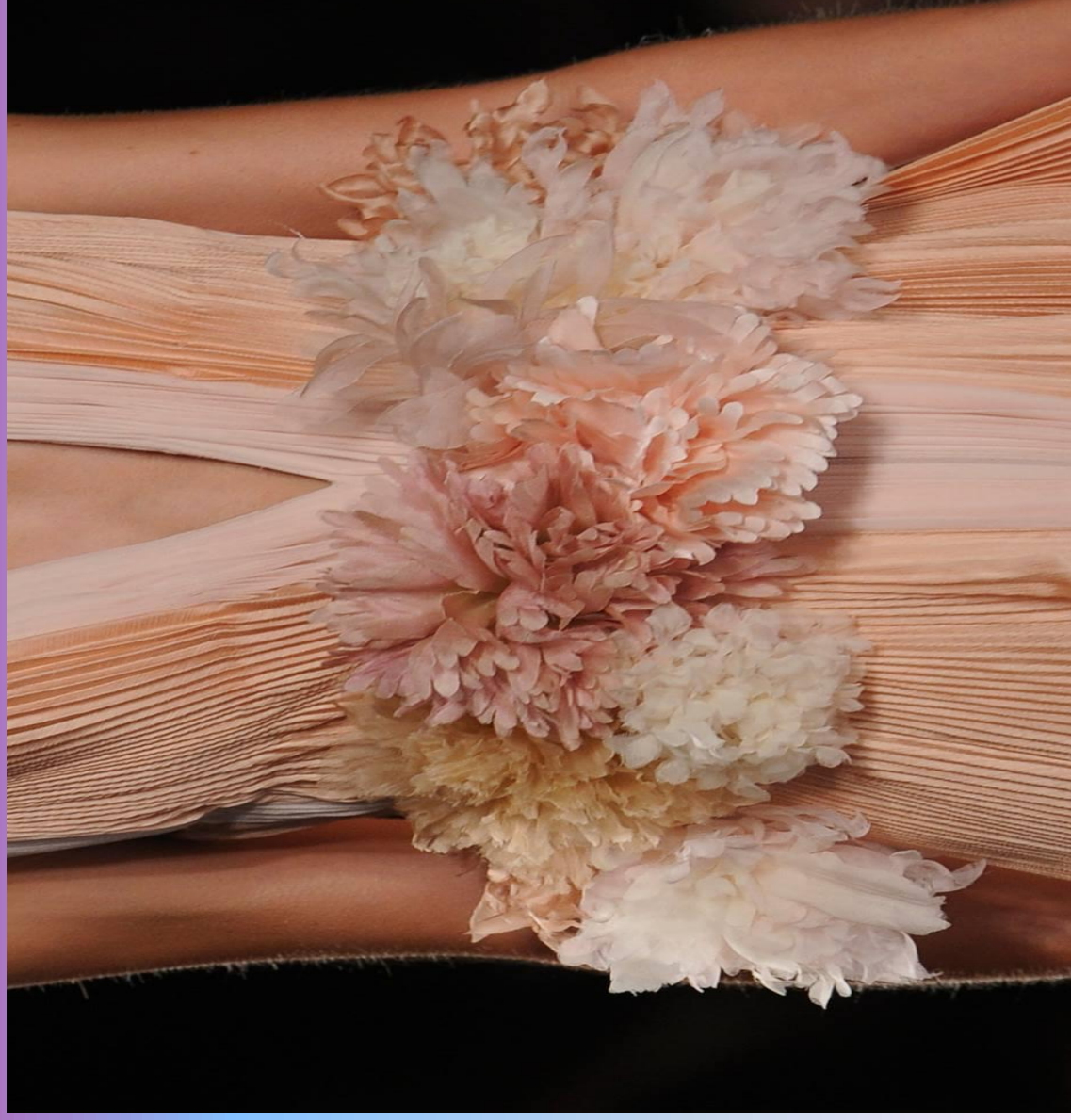
Zodiac signs

Virgo



Zodiac signs

Libra



Zodiac signs

Libra



Zodiac signs

Scorpio



Zodiac signs

Scorpio



Zodiac signs

Scorpio



Zodiac signs

Sagittarius



Zodiac signs

Sagittarius



Zodiac signs

Sagittarius



Zodiac signs

Capricorn



Zodiac signs

Capricorn



Zodiac signs

Capricorn




Zodiac signs

Aquarius




Zodiac signs

Aquarius



Zodiac signs

Aquarius



Zodiac signs

Pisces




Zodiac signs

Pisces



Zodiac signs

Pisces



VALENTINO

Zodiac signs in individual style

Veronica Tkachenko

FASHION-ASTROLOGY.COM

Zodiac signs

Ready sets

Aries



Zodiac signs

Ready sets

Taurus



Zodiac signs

Ready sets


Gemini



Zodiac signs

Ready sets

Canser



Zodiac signs

Ready sets

Leo



Zodiac signs

Ready sets

Virgo



Zodiac signs

Ready sets

Libra



Zodiac signs

Ready sets

Scorpio



Zodiac signs

Ready sets

Sagittarius



Zodiac signs

Ready sets

Capricorn



Zodiac signs

Ready sets

Aquarius



zodiac signs

Ready sets

Pisces



Lecture 3.

Accessories for individual style according to the Zodiac sign. Accent zone. Examples. Black velvet bow by Tatyana Mikhalkova. Madeleine Albright and the language of her jewelry. Laima Vaikule and her hats, caps, berets and Co. Decorations. How to choose a ring according to your zodiac sign. Handbags. Zodiacal classification of bags. How to choose, how to wear. Homework.

The choice of clothes in accordance with the position of the Sun in the Zodiac sign - Zodiac Dictionary of Fashion - shows us deep personal motivation, which does not depend on fashion trends and the tasks of a particular image. This is a given that cannot be changed. Now I will talk about other principles for creating an individual style that complement our main choice.

Accent zone for zodiac signs

The accent zone is the projection of the zodiac sign onto the human body. Let's look at the slides.

Aries: head. The most important place on the body! Jewelry in the head area: earrings, headbands, hairpins, as well as headwear harmonize a person's personality, develop his abilities and talents, give self-confidence, their actions, determination, strength and physical endurance. Attract to the beauty of the face and body.

Taurus: neck. Necklaces, chokers, chains around the neck harmonize our energy, give strength and the ability to enjoy life and pleasures. Harmonize our taste preferences. They form stable desires: antipathies and sympathies. They can correct the material and spiritual capabilities of a person. They give a steady thirst to satisfy their needs.

Gemini: hands. Wearing bracelets, watches, chains, cufflinks on the hands gives the ability to communicate, contact and listen. Logical and analytical thinking. The ability to catch on the fly. As well as mobility, lightness, gaiety, the ability to trade.

Cancer and Leo: chest and back. Pendants, brooches, badges, tie clips. Most pendants worn on a chain are amulets, crosses and other symbolic jewelry.

The pendant (amulet) gives protection, protects from evil tongues and thoughts, as well as from enemies. It is advisable to wear on the heart chakra. The pendant gives great strength, brings love and good luck,

success. Shows all your creativity, helps lovers, in matters of conception and pregnancy.

The brooch is also a beautiful decoration, but with a certain degree of protection for the owner.

The badge is more associated with belonging to a group, society, tradition, ideology, party. Apparently, the tradition of pinning pins and badges (on a hat or clothes) to children has been going on for a long time, when a person had a desire to protect a small child from the evil eye with the help of the forces of tradition, family, ancestors.

Virgo and Libra: waist and stomach. Belts, knots, decorative buttons at the waist, buckles. They establish harmony in marriage and relationships. Promote efficiency and performance. Give cooperation and diplomacy. As well as grace and subtlety of perception. Do you remember the old "chastity belts"?

Scorpio: genitals, fingers, hands. The most mystical sign, where a strong correction and a deep influence on one's destiny is possible. We will not dwell on fashionable jewelry for intimate parts of the body - this is very individual and depends on personal choice. For example, jewelry on the hands, chains in the style of harem beauties look quite appropriate and are consistent with the Scorpio sign. There are a lot of such decorations in the East - for example, India, where they are used in full accordance with their symbolism. Henna tattoos (mehendi) also belong to this topic. I would like to warn about the enormous impact of these ornaments not only on sexuality and excitability, but also on fate, as well as on attracting negative situations.

Sagittarius, Capricorn, Aquarius, Pisces (according to the signs of the Zodiac: hips, knees, ankles, feet). Bracelets and chains on the legs are a rather rare accessory. But in India, almost all women wear them, and even little girls. With age, these bracelets become wider and more decorative. Anklets on the legs are always worn in pairs. From the point of view of esotericism, this gives planning of one's own destiny, its correction, the implementation of plans for the future, attracts friends and like-minded people.

How to work with this information? First, use the correspondence of the zodiac sign and the accent zone. It happens that the client does not make a very clear choice towards the typical elements of the style of his sign. This is possible if the core of the cosmogram or the stellium is in a different sign, and not in a solar sign. Then it makes sense to unobtrusively emphasize his zodiac affiliation in the accent zone. Why do we still turn to the zodiac sign? As we know, there are many talismans, jewelry, pendants on the theme of the Zodiac sign. All this is no accident. The image of the Zodiac sign contains an encrypted message about symbols that are related to the deepest nature of the personality (the Sun in the Zodiac sign is a type of personality).

Therefore, do not neglect the possibility of using use your zodiac sign, but in a more interesting and inventive way.

Secondly, use the opposite zodiac sign. As we know, zodiac signs work in pairs. Therefore, if for some reason the accent on the corresponding sign does not suit the client, you can rely on the opposite sign. If you're a Scorpio, you can bring out the feminine appeal of the Taurus zone without appearing invitingly sexy (which isn't bad either, but it's good for certain purposes).

Accent Zone

Examples

We can cite a number of famous personalities who have used a single accent to create their memorable style. This is actually our list of actors of the same role, authors **of one chip in their individual style**: **Elina Bystritskaya (04.04.1928)** with luxurious draped scarves on her shoulders, **Alexander Vasilyev (12.08.1958)** with plaster scarves around her neck, **Tatiana Mikhalkova (02.14.1947)** with the same black velvet bow in her hair, **Madeleine Albright (05.15.1937)** with her unusual brooches, **Laima Vaikule (03.31.1954)** with original headdresses. You can add to this list yourself.

Let's look at the slides.

Black velvet bow by Tatyana Mikhalkova

The famous bow became a real fetish for **Tatyana Mikhalkova (02.14.1947)**. Consider her **cosmogram**. The cosmogram is very expressive, successful, there is a good combination of both tense and harmonious aspects. Let's start with tension. Tau-square Mercury in Pisces square Uranus in Gemini and the Moon in Sagittarius has a discharge point in Virgo. In the past, Tatyana Evgenievna is a successful fashion model, she worked with Vyacheslav Zaitsev and other eminent fashion designers. It was then that she met Nikita Mikhalkov and later became his wife. Virgo sign, of course, speaks of an interest in clothing. Mars in opposition to Pluto is the image of her powerful and influential husband.

The square of the Sun to Jupiter is a good incentive for the realization of ambitions. Tatyana Evgenievna graduated from the Maurice Thorez Moscow State Institute of Foreign Languages. She worked as a guide-translator at Intourist and Sputnik. Leaving the podium and devoting herself to raising children, she was engaged in the translation of children's books, taught English in Stroganovka. In 1997, she created the Russian Silhouette Charitable Foundation and headed it as president.

Venus in Capricorn in square to Neptune in Libra is the search for own style. We know that fashion models should be able to transform, creating different images on stage in a matter of minutes. She was excellent at this art. You

can look at old photos from the catwalks to see this. But the owner of Venus in Capricorn loves retro style and hardly part with the usual things and jewelry. **Saturn is weakly manifested - "in the mine"**. A strong Saturn could be an incentive **to return to the old**, to look **for new wardrobe accents** in the familiar retro style. As far as I know, Tatyana Evgenievna has been wearing a similar bow for 30 years and, from time to time, orders the same model from the designer. Venus in Capricorn is stronger than Saturn in Leo - that's why we get such a picture.

As it turned out, once upon a time, one person told Tatiana that the bow brings good luck and protects its mistress from negative emotions and unpleasant events. This is a kind of amulet. From that moment on, Tatyana became inseparable from him. Moreover, she does not recognize any other bows - for more than one year she has been wearing only one bow, made by a Russian designer, whose name was not disclosed. So, as you understand, this permanent bow is nothing but complacency. Tatyana Mikhalkova believed in this fairy tale, and it seems that she feels great. A few years ago, at a social event, Mikhalkova's eldest daughter, Anna, also appeared with a bow. Strange, but true - even Tatyana herself did not believe this. The wife of Nikita Mikhalkov began to assert that Anna was always against bows and similar accessories. But then she decided that if one of her daughters starts wearing a bow, then she will only be glad. Another feature of her image: well-groomed feet, high-quality pedicure and sandals almost at any time of the year, at social events, presentations and conferences. This is a typical manifestation of Aquarius (the projection of this sign is the ankles).

The final dispositor of the long chain - Uranus - promotes change and renewal, but habit takes its toll. I must say that the uranium vibrations in the cosmogram of Tatyana Mikhalkova find their application in supporting young talents and developing fashion ideas.

Read my pins! Madeleine Albright and the language of her jewelry.

And now let's talk about the author of another chip - **Madeleine Albright (05.15.1937)** and her unusual brooches. This is the first woman to hold the post of US Secretary of State, who over the years of her career has created a new diplomatic language, full of metaphors and secret meanings. In Russia, she was even nicknamed "Madame Broshkina." One of the museums in New York there was an exhibition of her famous brooches of 200 exhibits. The woman politician was not interested in gold, diamonds and precious stones. The exposition presented many products made of cheap materials, including plastic. The head of the State Department was interested in the form, not the value of the jewelry: she acquired most of it at bargain prices at flea markets. Among her finds are brooches in the form of a grenade launcher and a flying saucer with three aliens. **Albright herself calls this collection "jewellery diplomacy". Read my pins (Read on jewelry!)**. Albright told reporters that her brooches always show what's on her mind: "They express my mood, attitude towards negotiations and political leaders." There are many brooches in the form of snails in the collection of a tough

politician, they meant that the American "iron lady" was unhappy with the pace of negotiations. If Albright opted for a wasp, bee, or scorpion brooch, onlookers expected tough statements, while balloons and doves promised compromise. But during negotiations with European politicians, flowers most often bloomed on the lapel of the ex-secretary of state.

What does **the cosmogram** of this outstanding lady show us? First of all, it gives the impression of a large trine, consisting of the Moon in Leo, Mars (inaccurate aspect) in Scorpio and Saturn in Aries. Mars in Scorpio has a pronounced hidden connotation that makes you speak allegorically. A direct indication of the peculiarities of the language in the usual astrological understanding is Mercury in trine to Neptune. It gives musical abilities, a developed imagination, beautiful intonations, the ability to convey information in the right key, a subtle understanding of what is hidden behind the words.

The opposition of Jupiter in Capricorn to Pluto in Cancer is an exit to the level of interstate relations. Another important aspect in our theme of fashion astrology is Jupiter in Capricorn in trine to Mars in Taurus - these are favorable conditions for social realization, which take on a harmonious form. As a high-ranking civil servant, she wore formal business suits. But to this strict image, Madeleine added her own language of jewelry. It is an expression of tradition through Venusian symbols.

Tellingly, our heroine has Venus in Aries without major aspects, "in the mine". It is significant that "Madame Broshkina" began to use these decorations only when she rose to a high rung on the career ladder. All brooches in the astrological tradition refer to the sign of Leo - the accent zone is the chest or the lapel of a jacket. Madeleine has the Moon in Leo. This is a typical female reaction with the Moon in Leo - to beautify yourself and the world around you. Everything exactly meets our expectations. She made a beautiful contribution to the development of aesthetics, didn't she? Madeleine Albright mastered the art of jewelry selection. We should also learn this.

Laima Vaikule and her hats, caps, berets and Co

Laima Vaikule (03.31.1954) is a pop star, a popular singer and a spectacular woman with excellent taste. This is how our contemporaries can characterize it. The singer of Latvian origin, throughout her brilliant career, has retained her Baltic charm and developed her own unique individual style. One of her features is the unchanging hats. And these are not ridiculous fantasies from millinery designers, but simple and understandable headwear: bandanas, caps, hats and hats that the artist knows how to wear with inimitable chic.

In the life of the singer, favorable circumstances often developed that contributed to her advancement in her career. For example, already at the age of fifteen, Laima became the main soloist of the capital's radio and TV

orchestra. At that time, the creative group of the orchestra was managed by Raimonds Pauls, who noticed great potential in Laima. Already in the late 1970s, the singer performed at the Juras Perle (Sea Pearl). The more often she performed on stage, the more she realized that she needed to move forward. Therefore, she entered GITIS at the department of directing skills in 1984. Composer Ilya Reznik immediately noticed Laima and offered her cooperation. As a result, she sang his song called "Night Bonfire". So the whole USSR learned about the rising star. In 1986, the singer, together with Valery Leontiev, performed the Vernissage number, which brought Laima many praises from the most advanced pop stars. Raymond Pauls eventually created a real star from Vaikule by inviting her to the author's television program.

At the end of the 80s. In the late 1980s, Lyme managed to record a new album in the American studio of Michael Sambello. But at the very peak of her career, Lyme was diagnosed with a cancerous tumor. She underwent treatment in the United States, but after completing the procedures, she terminated the contract with the studio and returned home. In the 1990s, Latvian publications slandered her and called her a "Russian agent." However, this unfair attack did not embarrass the artist, but made her stronger. She was ready to take on new challenges and once again become a popular singer in the post-Soviet space.

"Style is, first of all, individuality. Your individuality. It's not about clothes, not about hair, but about your inner core," says the singer. Isn't it like Coco Chanel's bold statement: "Fashion is what I wear!" For Coco Chanel, the basis for such a claim was the Sun and Venus in Leo. And Laima Vaikule has the Sun and Venus in Aries. Representatives of this sign are the very first to pick up a fashionable idea and try on all the fashionable novelties. They do it with such passion, energy and dedication that everyone is ready to believe in the birth of a new trend. The projection of the sign of Aries on the human body is the head. Therefore, such love of Lima for hats is not accidental.

Let's consider ***the cosmogram of Laima Vaikule (03.31.1954)*** in more detail. First of all, the beautiful closed configurations of the major aspects attract attention - in fact, a beautiful six-sided crystal (one can also assume a large orbis for the sextile between Venus and Jupiter). Among them is a large trine ("cosmic shield"), surrounded on all sides by bi-sextiles. A large trine (Venus, Mars, Pluto) gives her ward stability in relations with the opposite sex and perseverance in achieving her goals, as well as a good ability to recover from serious shocks. Thus, Vaikule's successful career is not an accident, but a pattern determined by the stars. Pluto as part of the big trine helped the singer cope with the disease and withstand the wave of negativity from the media.

There are six bi-sextiles in this cosmogram, which include six planets out of ten. A beautiful picture, pleasing to the eye! The Sun in Aries does not reach the trine with Uranus by as much as 9 degrees, but we still built this aspect.

Otherwise, we will get the Sun and Uranus “in the mine”, which is in no way consistent with the manifestation of the artist's personality. However, there is also something to work on here: as many as three oppositions (Venus in Aries to Neptune in Libra, Moon in Aquarius to Pluto in Leo and Jupiter in Gemini to Mars in Sagittarius). These oppositions are found in the signs of all three crosses: the cardinal fixed and the mutable. They periodically create problems, without which life would seem too monotonous.

Uranian tendencies (the Moon in Aquarius and the tense aspect - the trine of the Sun to Uranus) are manifested in active participation in the environmental movement, in the protection of rare animals. The cool, freedom-loving Moon is expressed in a peculiar attitude towards marriage. Periodically, in an interview, the artist claims that she is not married, or vice versa, she is proud of her happy family life.

The final dispositor in the cosmogram is Neptune, and the Moon and Uranus close to each other. It successfully combines musical abilities (Neptune) and the ability to invent, an unusual way of combining things or applying them in a new capacity (Uranus). Laima is one of the few stars of Russian show business who can take a taxi driver's cap or a cyclist's helmet and pass them off as filigree accessories, combined with a tuxedo, concert dress, vest or tracksuit for walking. Laima says: “I love hats, I think that this is always the point - the completion of the image. At a certain moment they help me to hide from others, in another situation - not to see someone myself or hide from the sun. I have the most caps in my wardrobe.”

We will also consider this exceptional cosmogram in the topic – Zodiac signs (qualities, polarity, male and female signs, elements and key silhouette).

Jewelry in an individual style according to the Zodiac sign

There are many decorations for different parts of the body. Fashion astrology can explain the impact of these jewelry and stones on a person and his destiny. Let's dwell on modern jewelry that we usually wear. We will not analyze ancient crowns, diadems, etc. Since all jewelry is under the control of Venus, the planet of beauty, love and harmony, then, basically, the tendency to wear jewelry is inherent in the female sex.

Now let's talk about how to choose the right ring for your zodiac sign. Let's look at the slides.

How to choose a ring according to your zodiac sign

There is no woman in the world who does not have a single ring, or she would not dream of acquiring a new piece of jewelry. Such attention to the hands is not accidental - after all, gestures, hand movements play no less important role in our life than verbal communication and other components of our image.

In addition, jewelry on the hands has long been not only an indicator of high social status, but also the aesthetic taste, cultural level of its owner. Rings, rings, bracelets emphasize the individual style, give the necessary touch to our image. Putting on this or that ring, we express our attitude to generally accepted values, as well as our inner state and our intentions.

Indeed, properly selected jewelry can become a source of joy, bring good luck and happiness to its owner. It is not at all necessary to turn your ring into an independent value by spending fabulous sums on it or order it from famous jewelers. First of all, it is necessary to catch the inner, hidden desires. And fashion astrology will help us unravel them.

Ring for Aries

Representatives of the Aries sign are very impulsive and mobile, they are always on the move. They will love this simple white metal ring with intricate diamond engraving that leaves room for the imagination. Another option is a smooth ring with a modest single insert made of precious stone - diamond, zircon. Also suitable are transparent stones of yellow and red color, fixed in the paws. The common leitmotif of all jewelry for this fire sign is a shining spark of stone against a calm background of metal.

Ring for Taurus

Representatives of this earthly, material sign choose the most worthy examples of jewelry art. They are not tempted by cheap ephemera or dubious research. Taurus has a special love for stones of green and blue color - emerald, blue topaz, turquoise. In addition, they are attracted by the contrasting combination of several stones in one product. The Taurus ring should be made of white gold, platinum or a less expensive metal, but with a noble coating.

Ring for Gemini

A ring for the restless and dynamic sign of Gemini can be inexpensive, but it should be distinguished by a sophisticated design. She will suit modern fantasy forms - splashes, commas, strokes, as well as strict avant-garde jewelry with large stones. Geminis love movement, which can also be reflected in their jewelry. This can be a ring consisting of several thin parts fastened together (weekly ring) or a ring with a movable pendant in the form of a drop or a chain.

Ring for Cancer

Delicate dreamy Cancers choose jewelry to match themselves - a calm, smooth, flowing form. Jewelry stones should not have a bright shine - this scares Cancers, causes them inner anxiety. The cold brilliance and sharpness of diamonds will not be to their liking. For the individual style of Cancers, matte, uncut stones are preferred - opal, pearls, coral, moonstone. Cancers

are partial to silver and white gold. In the rings, both a deaf fastening of stones and a stone fixed in the paws are suitable. You should not choose rings with stones without a rim, as representatives of the sign of Cancer gravitate towards a closed space.

Ring for Leo

Representatives of this solar royal sign in jewelry appreciate the noble origin and originality of their jewelry. Therefore, at least once in a lifetime, it makes sense to spend money to order a ring from a skilled jeweler or purchase a product made in a very small batch. Leos also love to show off the jewelry they have inherited. Of particular value in the eyes of the Lioness is a ring decorated with a dedicatory inscription, an old engraving or monograms. For the individual style of this sign, expressive, bright stones are preferred - diamond, ruby, as well as amber, yellow citrine.

Ring for Virgo

The ring for the Virgo should not be particularly expensive and luxurious. The decoration for this modest hardworking sign can be marked by some special pleasant detail that is not immediately evident. It can be a complex pattern of metal weaves, reminiscent of a ball or mosaic, as representatives of this sign love to solve riddles even in jewelry. A favorite type of jewelry for the Virgin is a ring with a small stone - for example, carnelian, chrysolite or aventurine.

Ring for Libra

Libra is a sign of a dual nature, and this is reflected in the jewelry for this zodiac sign. The ring for Libra must be made in such a way that it is divided into two halves, or vice versa, it is assembled from two parts. An important symbol is a connection, a bridge, a crossbar that unites the two halves. Libra appreciates harmony in everything, so stylized natural forms are suitable for them - for example, tree branches, woven branches, a pair of birds, etc. The number of stones in jewelry for Libra must be even, as this is a paired sign. The stones themselves in the ring can be of different colors, but it is desirable that they be equal in size and brightness.

Ring for Scorpio

Scorpions choose for themselves a ring of complex shape and unusual design. Often, the individual details of such a ring are nested into each other or form an intricate pattern that is understandable only to the Scorpions themselves. The ring uses stones of contrasting color, metals and alloys of various nature, unusual types of cutting or polishing. The motto of this sign is transformation, so Scorpions are especially pleased with the opportunity to change the shape of the ring or move it on the finger. In the ring for this sign, stones of a rich, bright color are preferred - ruby, sapphire, yellow topaz, orange sapphire.

Ring for Sagittarius

The wide nature of Sagittarius requires the same expressive forms in hand jewelry. The ring for Sagittarius should be wide to reflect boundless horizons of this sign. Often, Sagittarians choose large signet rings, gems, family monogram rings, which are equally suitable for both men and women. Inserts in rings can be of varying degrees of saturation, from pale blue aquamarine and alexandrite to light purple amethyst and deep blue sapphire. The stone should be set in paws in openwork twisted inserts. This reflects the mobility and readiness for change inherent in this fire sign.

Ring for Capricorn

Capricorns may be indifferent to modern frills, but they will not pass by vintage antique jewelry. Representatives of this sign will also appreciate the conciseness of the model, its reliability and fidelity to the best jewelry traditions, so a simple-shaped ring with a large inset stone in a blank setting will be suitable. When choosing jewelry, the focus should be on the stone, its shape, color and size. It can be a very rare crystal or an unusual gem or a unique creation of nature, mined from the depths of the sea or rock.

Ring for Aquarius

The ring for freedom-loving Aquarius should reflect all the changeable facets of his character. First, it should be interesting, entertaining and not particularly expensive. Secondly, it must be innovative in form or content - for example, with stones that change color depending on body temperature and lighting. Thirdly, the jewelry should be multifunctional - for example, a watch ring, a thermometer ring, a hologram ring. We are not talking about the choice of any specific types of stones and alloys - Aquarius likes any innovative, original solutions that reflect his individual style.

Ring for Pisces

Pisces, sensitive and mysterious by nature, treat their jewelry with special trembling love. Often they wear the same ring for a long time, with which sentimental memories are associated. The watery nature of this sign is manifested in the choice of the shape of the ring - it can be a ring in the form of an open circle or an oval-shaped ring stylized as a shell, a wave crest. Pisces should avoid stones with sharp cut contours. The preferred shape of the stone is in the form of a frozen drop (cabochon). In the rings for Pisces, transparent stones of delicate water shades are good, which change their color when the lighting changes. For the individual style of Pisces, pearls, corals, mother-of-pearl in silver or white gold are also suitable.

How to wear a ring to correct your fate?

Rings are the most common type of jewelry. It is even more important which finger you wear the ring on. Thus, you influence a certain aspect of your destiny. ***There is a relationship between the fingers, the elements and the Zodiac signs.***

Index finger - the element of Fire (energy, strength, will): Aries, Leo, Sagittarius.

The middle finger is the element of the Earth (matter): Taurus, Virgo, Capricorn.

The ring finger is the element of Air (relationships, connections): Gemini, Libra, Aquarius.

Little finger - the element of Water (emotions, feelings, traditions): Cancer, Scorpio, Pisces.

For example, the tradition of wearing wedding rings ***on the ring finger*** describes well the impact on relationships and connections. A golden wedding ring purifies the energy of a joint relationship (marriage), gives them strength and vitality, honesty and nobility, weeds out unnecessary relationships, and teaches fidelity. If you want to correct your material well-being or direct all your efforts towards a career, then it is good to wear rings on your middle finger. It is good to wear rings on the index finger for leaders or priests, as well as for authoritative and respected people, teachers. For athletes, wearing a ring ***on the index finger*** also gives physical strength and dexterity. Very few people wear pinky rings. This finger can help you in conceiving and bearing a child, as well as increase sexuality, mysticism and mystery. Musicality and artistic perception will increase when wearing rings on ***the little finger***.

How to work with this information? Use the correspondence of the actual problem - the elements - the manner of wearing the ring.

Good manners when wearing jewelry

The total number of jewelry according to the international protocol should not exceed 13 items, and jewelry buttons are included here. A ring is not worn over gloves, but a bracelet is allowed. The darker it is outside, the more expensive the decorations. Diamonds used to be considered an adornment for the evening and married ladies, but recently it has become permissible to wear diamonds during the day. On a young girl, stud earrings with a diamond of about 0.25 carats are quite appropriate.

Handbag. Individual style

When selecting accessories, we use the third principle in creating an individual style - ***the principle of complementarity (additions)***. A bag can complement a successful image or play a key role in it, while emphasizing the advantages and hiding the flaws. And with the wrong

choice, you can spoil the whole effect. Despite the fact that a handbag is just an accessory, I advise you to pay attention to how it combines the style of the bag and the figure of its owner. Consider the options for such combinations. These tips do not contain purely astrological information and belong to the well-known arsenal of stylists.

Skinny and tall

If you have a delicate figure with a wasp waist, but at the same time wear size 39 shoes and can reach the very top shelf in the supermarket, then you are very lucky, because your physique allows you to pick up a handbag of any style and shape. Do you like trendy oversized options? It is an excellent choice. Flat handbags and clutches will also be a great addition to your look. Backpacks, messengers, shoulder bags - any whim will be a good option in your image. The only condition when choosing is not too small sizes, as they will make you even bigger. Therefore, give preference to the average size and volumetric dimensions.

Small and low

For petite girls, the main thing is to remember the ratios, that is, small for small. Even if you really like a stylish leather bag that can easily fit a cosmetic bag, a laptop and a bunch of other things, don't be tempted. This copy is not for you, as it will further reduce the figure. Small shoulder bags or clutches will look ideal, that is, everything that can be worn closer to the body. This means that if you still choose a shoulder bag, then it will be better to wear it no lower than the hip line.

Rounded with wide hips

In this case, it is necessary to move the focus of attention from the hips higher. A bright colorful bag of medium size will help you with this. And the obligatory presence of a short strap, with which your accessory will sit beautifully in the armpit. With such a figure, it is better to avoid shoulder bags that are worn on the hips or below, as in this case your figure will become even more overweight.

Bull's-eye figure with full breasts

If nature has not stinted and endowed you with a chic chest and a heavy upper part, then it is better to forget about fashionable miniature handbags. As you guessed, in this case, you need to focus on the line of the hips. Handbags with elongated straps or a trapezoidal shape will become constant assistants, messengers on massive belts will also look good.

Athletic type

If you have an athletic and angular figure, then when choosing a handbag, pay attention to rounded, puffy shapes, voluminous trim with stones or

embroidery, the shape of a backpack or a barrel. These are the perfect shapes for you. But angular, narrow bags or rectangular clutches will give your look more simplicity and even rudeness.

"Big plus"

If your figure is not perfect, and extra pounds are present in all parts of the body, then do not despair. Your best option when choosing a bag will be wide pieces, bright and eye-catching. But it is better not to pay attention to handbags that fit in your hand, as they will give you more obesity.

When choosing a bag, we are guided by the main rule: ***we choose bags that compensate for our shortcomings.*** For donuts, functional models with clear boundaries and shapes are suitable, and thin people do not need to be afraid to fantasize about finishing.

The color palette is also important, bright patterned accessories are suitable for tall women, and petite figures look good with solid color options. Do not be afraid to experiment, make your handbag the highlight of your image and style.

All bags are divided into 4 main types:

Hobo - hobo ("veal stomach") - a bag of soft shape, round, roomy sack. *Clutch* (from the word "grab"). *Satchels* - handbags with short handles. *Tot* - *T-shaped bags with 2 short handles* (traditional string bag).

Beach bags, sports bags, travel bags are not considered here.

A small digression about the clutch

The clutch has recently become more and more popular, so a little about the history of its origin. This will help us understand his zodiac affiliation. Initially, the clutch was considered a purely evening accessory, but over time it has become a great replacement for a full-fledged bag. But the roots of the clutch relate more to the wallet, like all bags. Initially, the purse was sewn from fabric and carried in the hands. The size of the purse depended on how many things needed to be stored in it. Later, wallets began to be worn on the belt, thereby hiding it under skirts and hiding from the eyes of thieves. By the end of the 16th century, purses began to be worn ***not under skirts, but in hands***, thanks to the development of the skill of artisans who learned how to dress leather and sew bags from beautiful fabrics, decorating them with various decor. Until the 19th century, the reticule and pouch were the most popular - oblong handbags with a small strap that can be worn on the arm. In the 20th century, the clutch was used only as an evening or cocktail attribute. It became massive around the middle of the century with the filing of two main trendsetters - Coco Chanel and Dior. A miniature clutch from a cosmetic bag turns into a full-fledged accessory are. Clutches designed for an evening out do not look as small as they used to. Clutches

have appeared in the fashion collections of designers, which can easily fit not only a powder box, but also a cosmetic bag, diary and other important things. Women began to wear even ordinary bags in the manner of a clutch - as if they had no handles.

We looked at accessories from a traditional point of view - the way stylists work with this information. Now let's add an astrological classification to this information.

Zodiacal classification of bags

Shoulder bags are the sign of Gemini and Virgo.

All clutches are the sign of Taurus and Capricorn.

Theatrical miniature handbags, having a different shape than a clutch, are the sign of Leo.

Bags by Elements

Bags with a clear geometric shape (square, rectangle) - Earth.

Bags with an oval, rounded shape - Water.

Bags with 2 short handles and a bag-trapeze - Fire.

Tote bag - Air.

How to work with this information? It is not enough just to choose a bag that matches the element or zodiac sign. Accessories, by definition, are designed to compensate for other indicators. Therefore, we choose a bag according to the elements or the planet, the strength of which is not sufficiently manifested in the horoscope. Here we use the third principle of creating an individual style - ***the principle of complementarity (addition)***.

An example from the indicators of the cosmogram. If Venus is in Capricorn and is weakly manifested, then you should not choose in addition a strict portfolio or clutch. On the contrary, we choose a flirty handbag with flowers or pendant charms to "lighten" the look. Another option, not from the indicators of the horoscope, but from life. If a woman is large, overweight and has floaty forms, then we recommend her medium-sized handbags with clear geometric lines that compensate for figure flaws.

To predict the fashion in accessories, it is not enough to know the individual's belonging to the Zodiac sign. We will use the complex of planets: Saturn, Jupiter, Uranus, and also take into account the nature of the sign, qualities, polarity, etc. We will look at this technique in more detail in fashion forecasting courses.

Homework

1. Tell us about your Zodiac accent zone. How do you highlight it?

2. Is there a person among your acquaintances who masterfully knows how to use accessories? What indicators of the cosmogram indicate such abilities?
3. What bags do you have in your wardrobe? On what basis did you select them?
4. Do you have rings? On what basis did you choose them? What zodiac characteristics do they correspond to?
5. Look at the family jewelry box (if you have one) or listen to relatives talk about important jewelry in your family's life. Jewelry with what symbolism and character is most pronounced in it?
6. Compile for yourself an electronic selection of images of original rings and other jewelry according to the signs of the Zodiac. Pay attention to the most interesting distinguishing features.
7. Create a visual set of clothes along with accessories (bag, jewelry) for a specific zodiac sign on the site or from real things. Save it electronically and send it to me.
8. On which finger is it better to wear a ring for a novice careerist? Self-made artist? Pregnant woman?

Accent zone in individual style


Veronica Tkachenko

FASHION-ASTROLOGY.COM

Accent zone for Zodiac signs

Zone of decoration

Projection on the human body



Accent zone for Zodiac signs

Zone of decoration

Projection on the human body

- **Aries - head** ➤ **Libra - waist**
- **Taurus - neck** ➤ **Scorpio – sex zone, fingers, hands**
- **Gemini - hands** ➤ **Sagittarius - hips**
- **Canser - breast** ➤ **Capricorn – marrowbones**
- **Leo – back** ➤ **Aquarius – ankle**
- **Virgo - abdomen** ➤ **Pisces - feet**

Accent zone in individual style

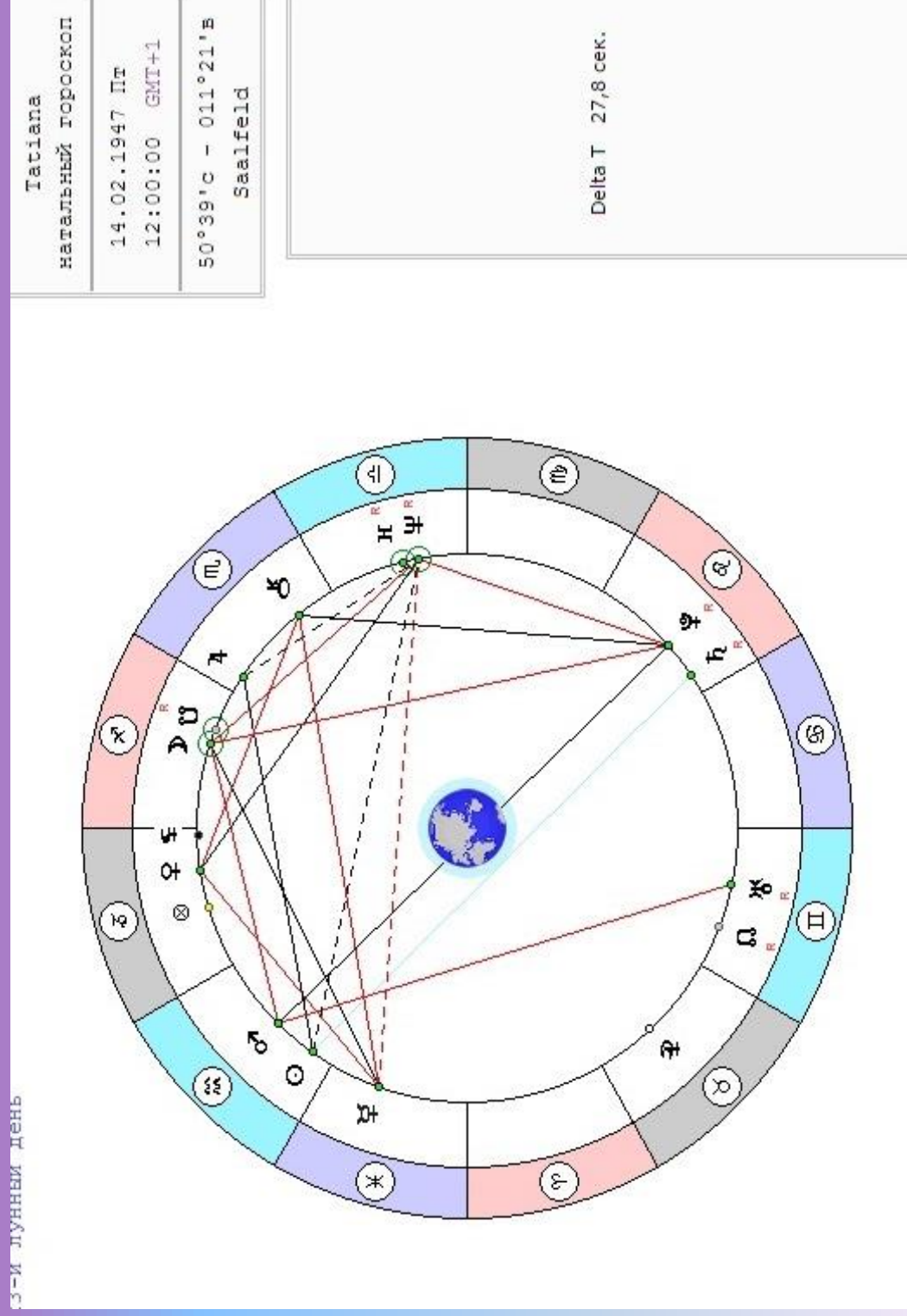
Tatiana Mikhalkova 14.02.1947



Accent zone in individual style

Tatiana Mikhalkova 14.02.1947

3-й лунный день



Accent zone in individual style

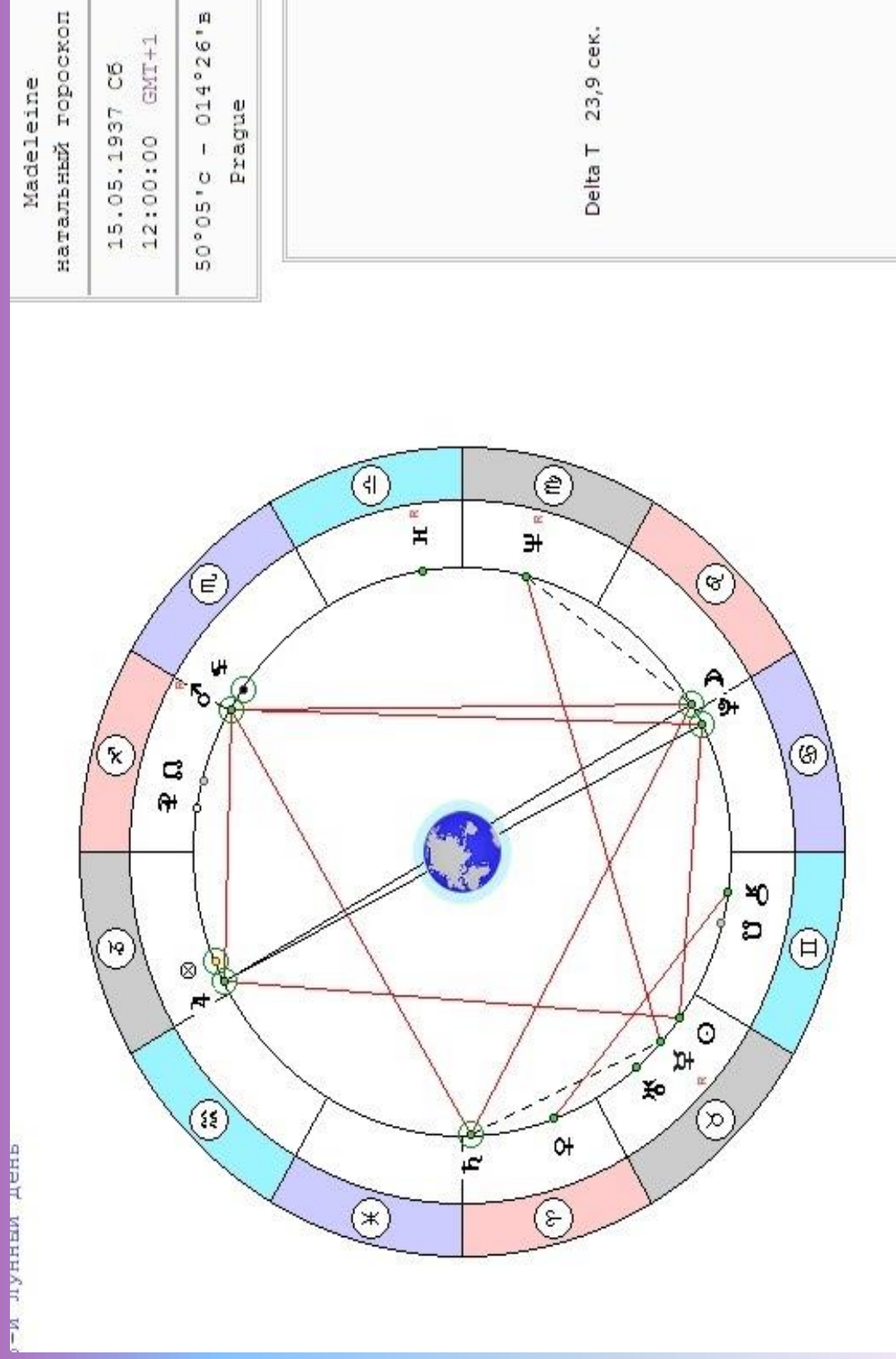
Madeleine Albright 15.05.1937



Accent zone in individual style

Madeleine Albright 15.05.1937

15-й лунный день



Accent zone in individual style

Laima Vaikule 31.03.1954



Accent zone in individual style

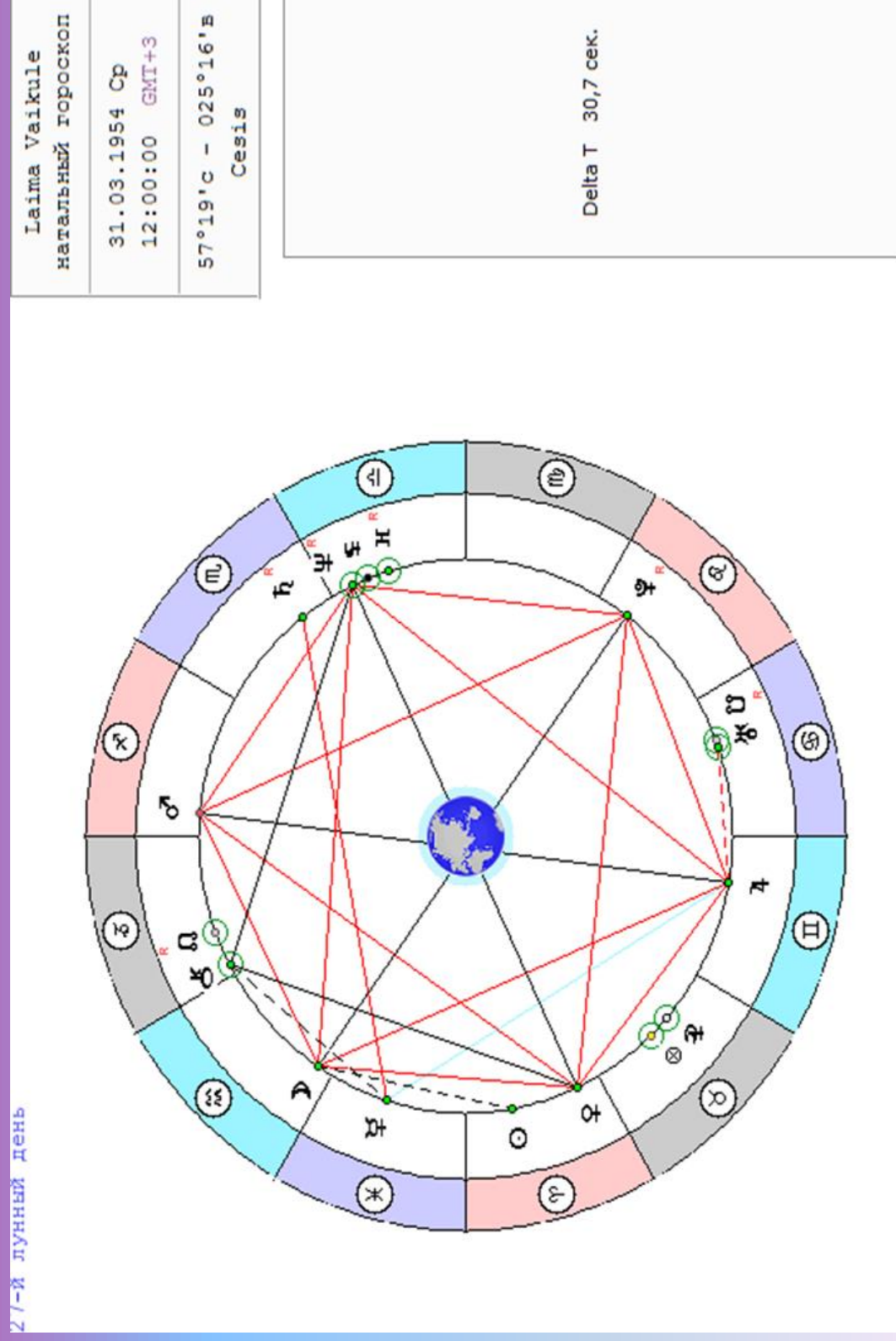
Laima Vaikule 31.03.1954



Accent zone in individual style

Laima Vaikule 31.03.1954

2 /-й лунный день



Планета	Долгота
☉ Солнце	10 ° 06' 39"
☾ Луна	26 ♎ 14' 05"
♌ Сев. Узел	20 ♎ 31.1 R
♍ Южн. Узел	20 ♏ 31.1 R
☿ Меркурий	12 ♈ 30.7
♀ Венера	24 ♈ 54.4
♂ Марс	25 ♈ 03.4
♃ Юпитер	20 ♐ 06.3
♄ Сатурн	07 ♑ 55.8 R
♅ Уран	19 ♏ 00.3
♆ Нептун	25 ♏ 06.0 R
♇ Плутон	22 ♏ 48.3 R
♁ Хирон	27 ♎ 53.3

Accessories

Zodiac classification of bags

Shoulder bags: **Gemini and Virgo**

All clutches: **Taurus and Capricorn**

Theatrical bags: **Leo**

Bags by Elements

Square form: **Earth**

Round, oval form: **Water**

Handle and trapeze: **Fire**

Tote bag: **Air**

Lecture 4

Individual style, point of life and female archetypes: Daughter, Beloved, Mother. Zones of the Zodiac: Yin, Yang and Dan and stages of development of female individuality. Homework.

Techniques for creating an individual style and demonstrating oneself to the outside world depend on what stage of the life path we are living. From an astrological point of view, there are several factors at work here. *First:* seven-year cycles, or the point of life (Pars vitae). In accordance with this principle, every 7 years we have to master new life experiences and solve new problems. *Second:* the zones of the Zodiac, which represent different qualities: Yin, Yang and Dan.

Pars vitae

How important is it to be aware of where you are on the wheel of life right now? It's not just about simple arithmetic. Every seven years, the point of life moves to a new Zodiac sign and poses new challenges for us. Consider these cycles on the example of the famous film "Moscow Does Not Believe in Tears". You've probably seen it too, and more than once. This film demonstrates the violation of the realization of female archetypes: what happens if you enter the archetype too early (Tonya), if you consciously refuse to act differently (Lyudmila), and if you want development, but do not know how to do it (Katerina).

Here is the last version of the heroine and there is a "stuck" in the archetype. Katerina is about 40, she lives in the Beloved archetype. She has mastered this archetype very well - I see the goal, I see no obstacles. Because of the passion inherent in this archetype, she became pregnant early and gave birth to a daughter. The only one of all her friends entered the university, became a director, periodically meets with a married man. Moreover, along with the last significant victory (she has been a director for only three months), Katerina is aware of her position, she wants to meet a man and simply be happy with him like a woman. What happens when a woman passes from the Beloved archetype to the Mother archetype? She no longer sees her own interests, but sees the situation for a larger circle of people. She is no longer satisfied with casual sex in her lover's apartment, she needs a new relationship, but she has not yet found them. The result is bitterness, disappointment, emptiness. How does being stuck in this archetype help Katerina? What gifts and talents earned at this stage can become a bridge for her to a new life? Due to the fact that Katerina spent almost 20 years in the Beloved archetype instead of 7 years, she looks good, smart, well-groomed.

Another friend, Antonina, entered the Mother archetype too early, which means that she began to look older before the others. She herself earned the desired social status. Now she looks at other people and at her man as a person.

The third heroine of this film - Lyudmila - is still in the Daughter archetype, so she cannot afford to look at a man simply as an independent person. His status is important to her, which helps her to increase her own self-esteem. Unlike her friends, Katerina knows how to achieve her goal: when Gosha left, she didn't say: "Well, okay, he was a mechanic," but began an active search, and at first she searched for herself, then connected her friends. And when a new meeting took place, the heroine was already ready to move into the Mother archetype.

A good example, isn't it? And now let's translate these archetypes: **Daughter, Beloved, Mother** - into the language of astrology. First, consider the passage of the point of life according to the Zodiac signs. Let's look at the slides.

Aries - age from birth to seven years. At this time, the girl lays the first model of the female image, which she sees in the face of her mother. This model then runs like a red thread through life. And of course, the laying of the right emotional reactions and manifestations of femininity depends on the quality of the relationship with the mother.

Taurus - age from 7 to 14 years. Perseverance and perseverance in study, acquired at this time, later help to successfully achieve their goals. This period has an impact on the laying of healthy habits, physical health and emotional balance during puberty. The female archetype of **the Daughter** belongs to this period.

Gemini - age from 14 to 21 years. This period marks a new stage in the development of knowledge, versatile communication, active contacts with members of the opposite sex, and the first experience of sexual relations. The female body is already physically formed, it remains only to develop reactions of social adaptation. This is where the transition from Daughter to Beloved takes place. 21 is the age of majority in the UK. Apparently, it is believed here that only by the age of 21 the personality is fully formed. I often heard from my girlfriends that they finish raising their children before the age of 21. And there are mothers who take care of their child all their lives. So, 21 years is a serious border, a watershed between two different archetypes. The archetype of the Gemini period is a dynamic, independent Beloved who lives only for her own interests and neglects the interests of other people. The word "watershed" is very apt here, because next comes the water sign of Cancer, which is associated with a completely different archetype - **the Mother**.

Cancer - age from 21 to 28 years. During this period, there is an active search for a life partner, the creation of a family and the birth of a child. **The**

Mother archetype is being formed. This is the most important archetype towards which a woman goes all her conscious life. Further, it is filled with new meaning and transformed in connection with new circumstances.

So, the age of 28 is the completion of the formation of the most important female archetype - *the Mother archetype*.

Yin, Yang, Dan zones

And now let's look at the way the female essence manifests itself depending on the age and zone of the Zodiac: **Yin, Yang and Dan**. Let's look at the slides. **The Yin** zone, or inner zone, includes Aries, Taurus, Gemini and Cancer. Then **the Yang** zone begins: Leo, Virgo, Libra and Scorpio. Behind them is the zone of synthesis and generalization of experience **the Dan**: Sagittarius, Capricorn, Aquarius and Pisces. In the Yin zone, we accumulate our experience and only then go out with it to meet society. The transition point from Yin to Yang just coincides with the previous conclusion about the final formation of the female archetype of the Mother. The task of every woman is to keep this image in a decent, beautiful frame. As one classic said, beauty is a promise of happiness. And it's not only about external beauty, but also internal spiritual beauty and female wisdom.

We can also talk about the techniques for creating an individual style for women of mature age - the Dan zone, but this is a separate topic. Most often, to preserve a youthful appearance, women skillfully use their achievements from the previous period and their life experience, but not early youth, but already the age of formed femininity.

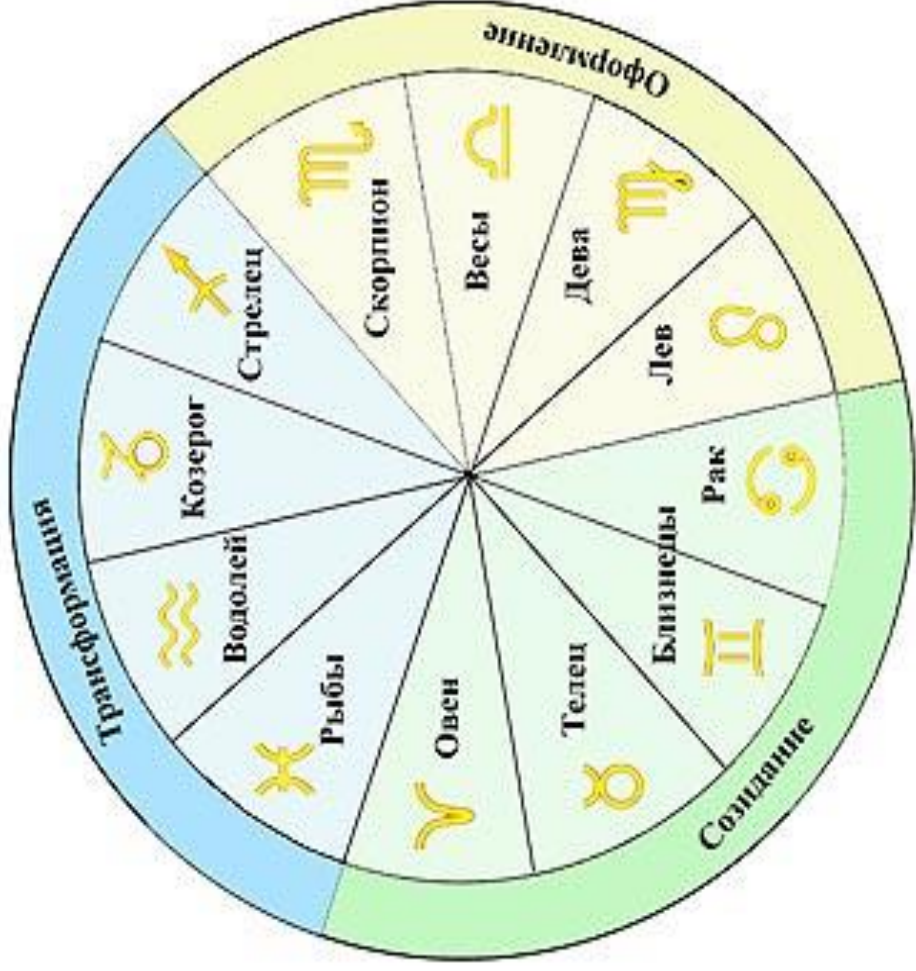
Homework

Determine the position of your point of life (Pars Vitae) and the Zodiac zone (Yin, Yang and Dan). What personal style techniques are suitable for this period and age? Find a use for them in your image.

Zodiac signs and age

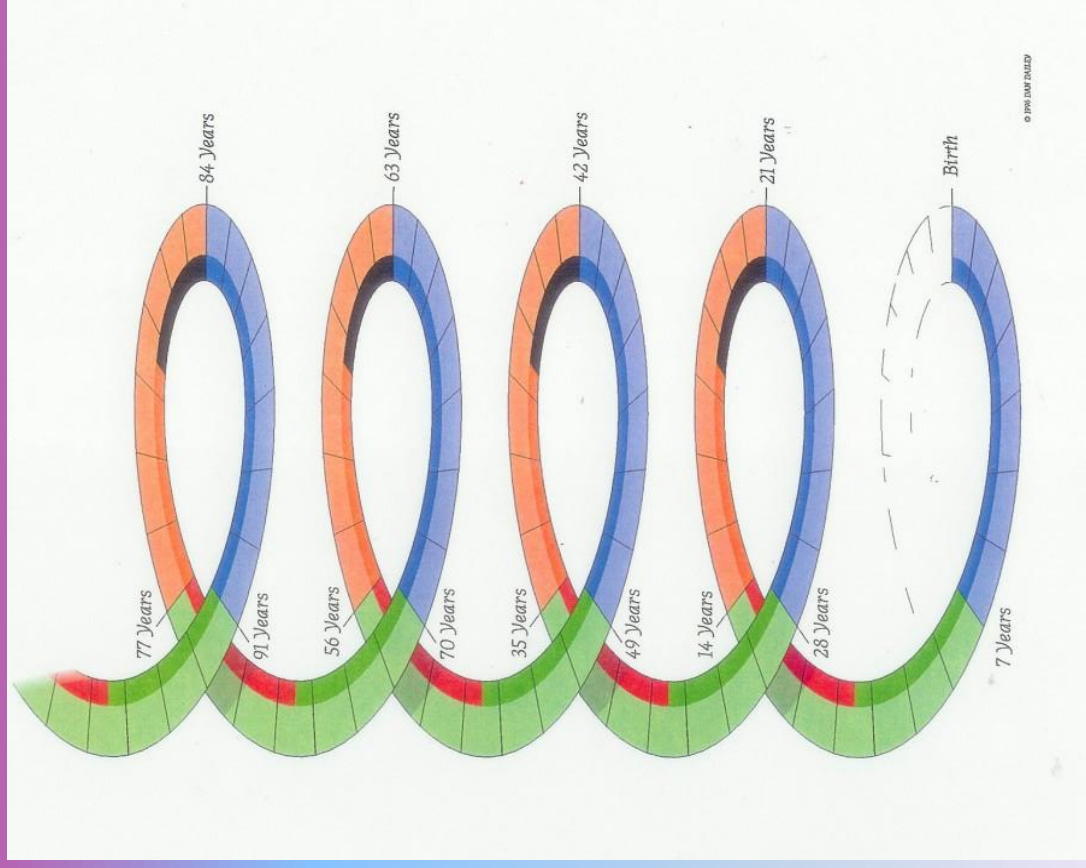
Woman archetypes and social roles

- **Aries 0-7**
- **Taurus 7-14**
Daughter
- **Gemini 14-21**
Beloved
- **Cancer 21-28**
Mother



Zodiac signs and age

Pars vitae and personal experience



Spiral development

Spiritual revolution

49-56

42-49

35-42

28-35

Formation of a protective

cocoon

21-28

14-21

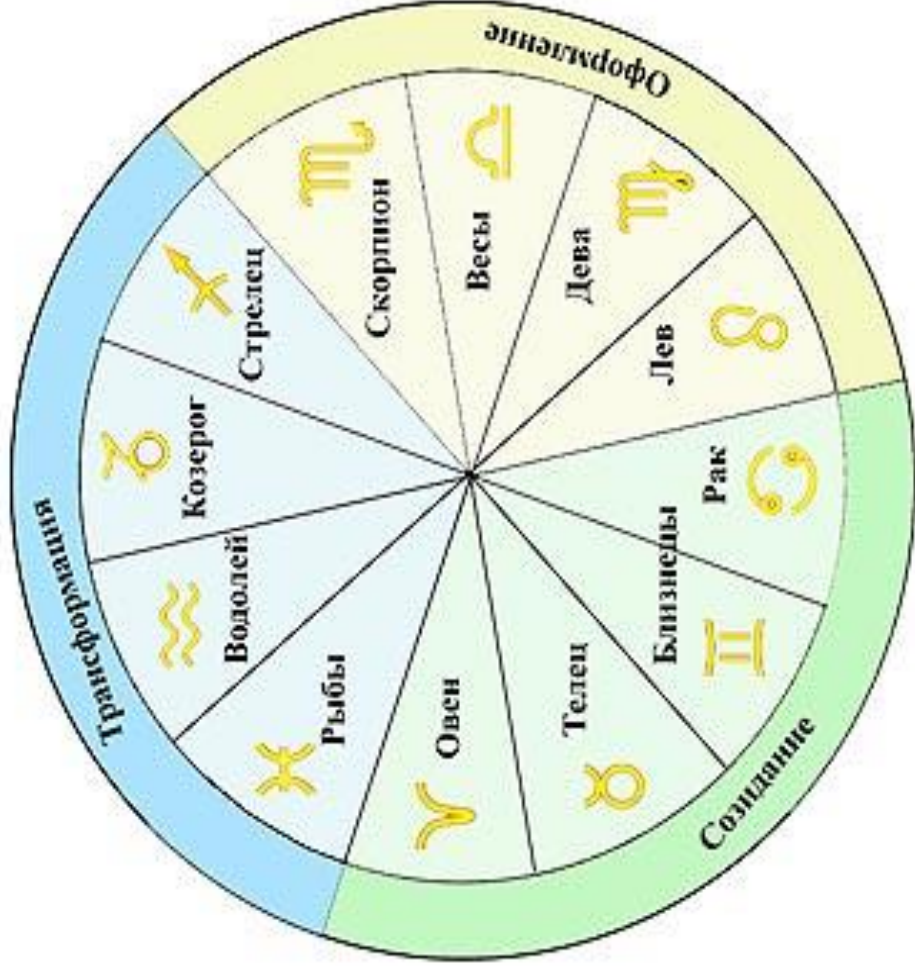
7-14

0-7

Zodiac signs and age

Yin, Yang, Dan zones and personal experience

- **Yin (outer): Aries, Taurus, Gemini, Cancer**
- **Yang (inner): Leo, Virgo, Libra, Scorpio**
- **Dan (synthesis): Sagittarius, Capricorn, Aquarius, Pisces**



Principles of creating an individual style - the first level

1. We take into account the peculiarities of choosing clothes according to the sign of the Zodiac (the position of the Sun in the cosmogram).
2. We use the elements of the zodiacal style (in accordance with the stellium or the core of the planets in the cosmogram).
3. We add the necessary accent in accordance with the accent zone according to the Zodiac sign. If necessary, we use elements of the opposite Zodiac sign.
4. We select accessories according to the principle of complementarity. Keeping proportions. We take into account the correspondence of the geometric shape of the bag and the elements of the Zodiac sign.

We do our homework and move forward to master the materials of the second level.